



NATIONAL BUDGET

2025

Citizens Budget

A Public - Friendly Version of the Annual Budget





Ministry of Finance, Planning and
Economic Development

NATIONAL BUDGET 2025

Citizens Budget

A Public - Friendly Version of the Annual Budget

FEBRUARY 2025

What is
**Citizens
Budget
2025**





The preparation of the Annual Budget Estimates is a constitutional requirement (Article 148 -152 of the Constitution). The Annual Budget Estimates for 2025, includes spending ceilings for each of the Ministries, Departments, and Public Institutions during the year 2025, along with the proposed means of financing this expenditure. Estimates are presented in an accounting format which is often too complex for the easy understanding of the general public.

Therefore, the Department of National Budget intended to disseminate the information of the Government Budget in a simplified and less technical manner. Further, Section 20 of the Financial Management Act states that a public-friendly version summarizing the main points of the annual budget should be presented in a transparent and easily understandable manner. Through this, it is expected that all citizens and tax payers can better understand how tax revenues are being spent and the government's priorities in allocating these resources in an optimal manner. It is expected that this initiative will lead to greater transparency and accountability in terms of resource allocation and its efficient utilization.

Instead of presenting estimates categorized by Ministries, Departments, and spending Heads, this publication provides simplified information on government expenditure for key projects and programmes by sector. Furthermore, the provisions for debt servicing and contingency services are not considered under sectors. For easy reference, rupee figures of sectoral totals have been rounded off to the nearest billion and therefore, there may be slight discrepancies in tallying with the figures of the accounting format.

This document will be updated after the budget speech by incorporating budget proposals. This document is also published in Sinhala and Tamil languages in Unicode font for making it accessible to visually impaired people.

Basis for preparation of the budget for the year 2025

The Parliament passes the Appropriation Bill every year in order to authorize the expenditure to be incurred by the government for a particular fiscal year, to authorize the borrowing of the government during that year, and to make certain arrangements for the management of public expenditure during the year. The following guidelines were used to prepare budget estimates for the year 2025.

1. "A Thriving Nation, A Beautiful Life" – Manifesto of the present Government
2. Following directives of the Public Financial Management Act No. 44 of 2024.
 - Government's Primary Expenditure should not exceed 13% of the estimated nominal gross domestic product for the relevant financial year (Section 15 of the Act)
 - The annual Budget Reserve shall not exceed two per centum of the proposed estimate of the Primary Expenditure (Section 25 of the Act)

Medium-Term Macro- Fiscal Framework 2023-2028				As a % of GDP		
Indicator	2023	2024	2025	Projections		
	(Actual)	(Provisional)		2026	2027	2028
Total Revenue and Grants	11.1	13.6	15.1	15.1	15.2	15.3
Total Revenue	11.0	13.4	15.0	15.0	15.1	15.2
Tax Revenue	9.8	12.3	13.9	13.9	13.9	14.2
Non-Tax Revenue	1.2	1.1	1.1	1.1	1.1	1.1
Total Expenditure	19.4	20.4	21.8	19.6	19.1	19.0
Recurrent Expenditure	17.0	17.8	17.8	15.5	15.0	14.8
Capital Expenditure and Net Lending	2.4	2.6	4.0	4.1	4.1	4.2
Current Account Balance	-6.0	-4.4	-2.8	-0.5	0.1	0.4
Primary Balance	0.6	2.2	2.3	2.3	2.3	2.4
Budget Deficit	-8.3	-6.8	-6.7	-4.5	-4.0	-3.7

Source: Department of Fiscal Policy

Revenue & Expenditure



GOVERNMENT REVENUE

The government revenue includes tax and non-tax revenues and the estimated total revenue and grants for 2025 is **Rs. 4,990 billion**, of which tax revenue, non-tax revenue, and grants are estimated as **Rs. 4,590 billion**, **Rs. 370 billion** and **Rs. 30 billion** respectively. The tax revenue mainly consists income tax, VAT, taxes on external trade and excise tax while the non- tax revenue mainly consists of fees and charges, dividends, profits and rents.



GOVERNMENT EXPENDITURE

For the year 2025, including debt servicing, the government expenditure is estimated to be **Rs. 8,835 billion**, of which **Rs. 4,550 billion** has been allocated for debt servicing. It includes **Rs. 2,950 billion** for loan interest payments and **Rs. 1,600 billion** for loan repayment. Also, the primary expenditure is estimated at **Rs. 4,285 billion**.

The primary expenditure consists of salaries and wages (Rs. 1,232 billion), Pensions (Rs. 431 billion), Aswesuma (Rs. 233 billion), other recurrent (Rs. 1,073 billion) and capital expenditure (Rs 1,315 billion).

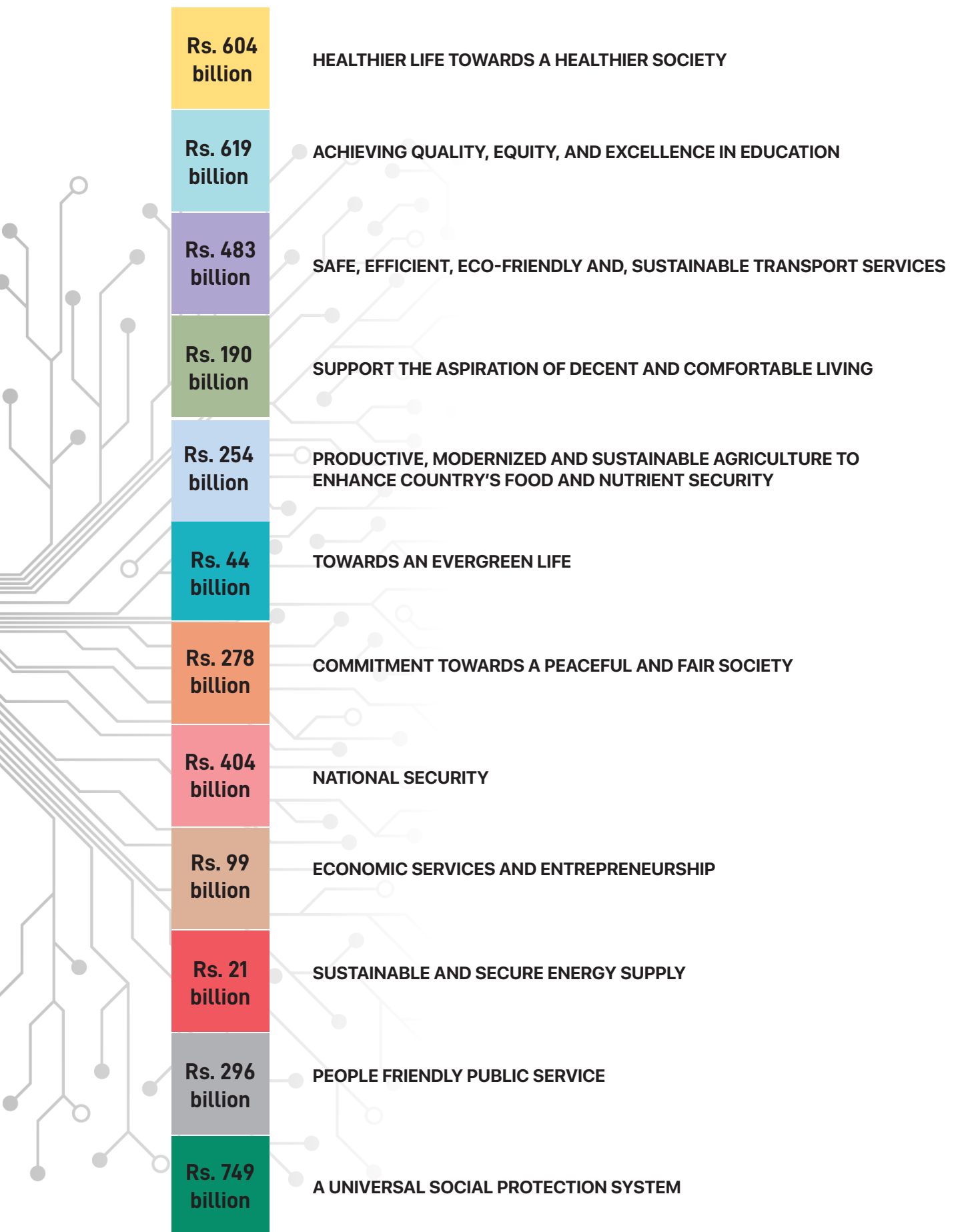
STRUCTURE OF DETAILED BUDGET ESTIMATES AND CITIZENS BUDGET

Expenditure has been in the budget estimates for the year 2025 under **24 Cabinet Ministries**, **134 Departments** and **21 Special Expenditure Units**. The Citizens Budget summarizes all expenditure into **12 sectors** with the view of presenting a public – friendly version to citizens. Further, cross-cutting initiatives like digitalization, maintenance, rehabilitation and improvement and research and development have been extracted from each spending head and presented in the last section of the book for more information.




Budget at a Glance 2025






**Healthier
Life Towards
a Healthier
Society**



Island-wide Hospitals Network

To provide health services to the nation by operating **03 National Hospitals, 11 Teaching Hospitals, 18 Specialized Hospitals, 20 District General Hospitals, 80 Base Hospitals, 486 Divisional Hospitals, 545 Primary Medical Care Units, 356 MOH Offices.**

Employing 23,936 Doctors, 38,969 Nurses, 8,646 Midwives, 35,405 Saukya Kaaryaa Sahayaka, 2,068 Medical Laboratory Technologists, 2,123 Public Health Inspectors in health related institutions.



Key Expenditure Activities

Hospital Operation

- **Rs. 210.6 billion** for personal emoluments in health sector
- **Rs. 12.2 billion** for Primary Healthcare System Enhancing Project (PHSEP) - Central Government & Provincial Councils
- **Rs. 9.3 billion** for health system enhancement
- **Rs. 7.2 billion** for providing diets and uniforms for hospitals

Medical Supplies & Bio-Medical Equipment

- **Rs. 183.8 billion** for purchasing medical supplies for hospitals
- **Rs. 13.3 billion** for providing bio-medical equipment

Prevention Initiatives

- **Rs. 6.6 billion** for Health Information and Quality Improvement
- **Rs. 1.4 billion** for Prevention and Control of Communicable & Non Communicable Diseases

Training

- **Rs. 2.0 billion** for postgraduate trainings of doctors


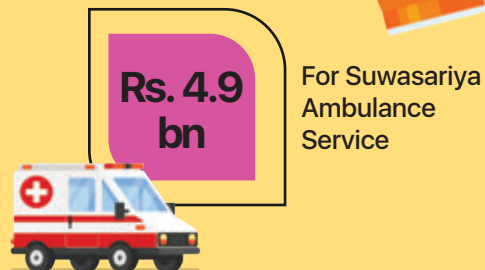

Hospital Construction

- **Rs. 1.5 billion** for construction of ETU buildings in Chilaw, Ampara, Kegalle, Kandy, Trincomalee Hospitals
- **Rs. 0.25 billion** for Construction of New Oncology Unit in Teaching Hospital Rathnapura
- **Rs. 0.6 billion** for Construction of Cancer Center in Teaching Hospital Kandy
- **Rs. 0.4 billion** for Construction of Cardiac Care Complex, Rathnapura
- **Rs. 0.45 billion** for Construction of Surgical Medical Unit in Teaching Hospital Karapitiya

Key Maintenance, Rehabilitation and Improvement in the Health Sector

- **Rs. 8.7 billion** for rehabilitation & improvement of hospitals
- **Rs. 9.9 billion** for rehabilitation and improvement of provincial hospitals
- **Rs. 3.8 billion** for maintenance of health related assets under the purview of Provincial Councils
- **Rs. 10.0 billion** for bio-medical equipment maintenance


Key Welfare Programmes



Achieving Quality, Equity, and Excellence in Education



- Providing quality school education to around **4.1 million students** island wide through **10,191 schools** by employing **221,698 teaching staff**.
- Providing higher education to around 173,118 under graduates through 19 government universities with the assistance of 11,073 academic staff and 12,877 non-academic staff
- Vocational education to around 110,000 students





Rs. 456.6 bn
School Education

Personal emoluments for staff related to school education	-	Rs. 316.6 bn
Conducting school exams including GCE O/L, A/L and Grade 5 scholarship	-	Rs. 8.9 bn
Providing Piriven Education	-	Rs. 7.4 bn
Support to assisted schools	-	Rs. 3.1 bn
Establishment of National College of Education for Technology Stream	-	Rs. 2.5 bn
Technological Education Development Projects	-	Rs. 2.5 bn
General Education Modernization Project	-	Rs. 4.3 bn
Secondary Education Sector Improvement Program -SESIP	-	Rs. 2.4 bn
Completion of Ongoing Activities of School Infrastructure Development	-	Rs. 7.92 bn

University Staff's Personal Emoluments	-	Rs. 60.5 bn
Science & Technology Human Resource Development Project	-	Rs. 12.3 bn
Establishment of Faculty of Medicine at University of Sabaragamuwa	-	Rs. 6.6 bn
Building Complex for the Faculty of Health Care Science, Eastern University	-	Rs. 2.4 bn
Wayamba University Township Development Project	-	Rs. 1.9 bn
Development of Faculty of Allied Health Science at the Ruhuna University and Laboratory Facilities of Medical Faculty, Sri Jayewardenepura University	-	Rs. 0.44 bn
Establishment of a Professorial unit at Karapitiya Hospital	-	Rs. 0.5 bn
12 storied Building for the Faculty of Medicine, University of Ruhuna	-	Rs. 0.8 bn
Equity for Gen. Sir John Kotelawala Defense University	-	Rs. 8.4 bn
Equity for South Asian Institute of Technology and Medicine (SAITM)	-	Rs. 2.9 bn
Development activities in Universities	-	Rs. 10.5 bn



Rs. 135.3 bn
University Education



Rs. 15.4 bn
Vocational Education

Establishment of Colombo Vocational Training Center and Gampaha Technical College (Post Completion support of K-TEC)	-	Rs 0.49 bn
TVET Career Platform Project	-	Rs 0.31 bn
Self Employment Promotion Initiative(SEPI) Programme	-	Rs 0.35 bn
University of Vocational Technology	-	Rs 1.80 bn
Ceylon German Technical Institution	-	Rs 0.75 bn
Vocational Training Authority	-	Rs 2.20 bn

Facilitation for Dhamma Schools in all religions	-	Rs 0.6 bn
Religious & Dhamma Schools activities including examinations and competitions in all religions	-	Rs 0.14 bn



Rs. 1.3 bn
Dhamma School Education

Key Maintenance, Rehabilitation & Improvement

General Education



- **Rs. 1.2 billion** for upgrading facilities in schools
- **Rs. 5.7 billion** for maintenance of education related assets under the purview of Provincial Councils
- **Rs. 9.1 billion** for rehabilitation and improvement of schools under Provincial Councils
- **Rs. 1.0 billion** for rehabilitation and improvement of National Colleges of Education
- **Rs. 0.40 billion** for rehabilitation and improvement of Teacher Colleges and Centers
- **Rs. 2.79 billion** for rehabilitation and improvement of schools for Secondary Education

Vocational Education



- **Rs. 0.03 billion** for rehabilitation and improvement of Colleges of Technology
- **Rs. 0.04 billion** for Technical Education and training, rehabilitation and improvement
- **Rs. 0.50 billion** for modernization of 7 Colleges of Technology / Technical Colleges
- **Rs. 0.056 billion** for Skills Development, Vocational Education Rehabilitation and Improvement

Other

- **Rs. 0.23 billion** for rehabilitation & improvement of Planetarium



Key Welfare Programmes

Rs. 11.5 bn
Subsidy for Schools, Vocational Education & Higher Education Season Tickets

Rs. 0.23 bn
Nutritious Food for Sports Schools




Nipunatha Sisu Diriya
Rs. 0.7 bn

Loan Scheme for the students who are unable to get into the state universities
Rs. 2.78 bn




Rs. 32.1 bn
School Nutritional Food Programme




Rs. 0.02 bn
Scholarships Education Programmes with other countries

School Uniforms
Rs. 6.4 bn




Mahapola & Bursary for University Students
Rs. 4.6 bn

Rs. 2.5 bn
Shoes for Students in Difficult & Very Difficult Schools and Pirivena



Rs. 0.15 bn
Printing of Dhamma School Text Books

Sanitary Napkins for Female Students
Rs. 1.4 bn




Facilitate Dhamma School Teachers related to all religions
Rs. 0.94 bn

Rs. 15.5 bn
Printing School Text Books




Rs. 0.95 bn
Guru Abhimani- Allowances for Pre-School Teachers



Grade 5 Scholarships
Rs. 0.95 bn



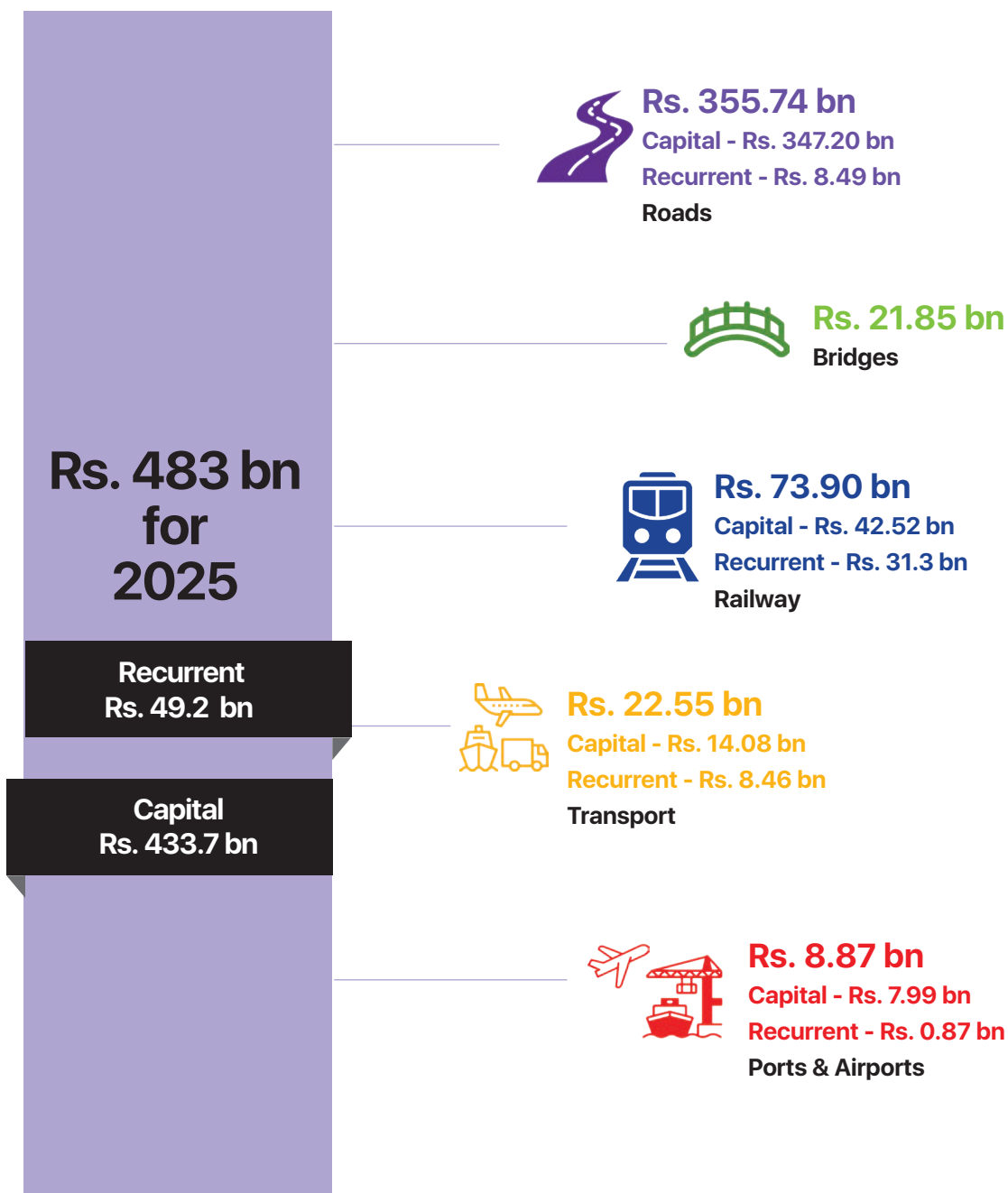
Morning Meal for Pre- school Children
Rs. 3.2 bn



**Safe,
Efficient,
Eco-friendly and,
Sustainable
Transport Services**



- Maintenance, Rehabilitation, and Improvement of around **12,500 km of national roads**, around **12,800 km of provincial roads**, around **100,000 km of rural roads** island wide together with associated other road infrastructure.
- Construction of around **50 km of expressways**
- Operation of around **320 trains daily**, maintenance, rehabilitation and improvement of around **1,550 km of rail roads**, signals, and rolling stock
- Construction of Kankasanthurei Port and Hingurakgoda Airport
- Maintenance of SLTB bus fleet



Key Expenditure Activities


Rs. 355.7 bn
 Capital - Rs. 347.20 bn
 Recurrent - Rs. 8.49 bn
Roads

Port Access Elevated Highway Project from Ingurukade Junction to Port City (5.3 km)	-	Rs. 23.9 bn
Central Expressway Section 01 from Kadawatha to Meerigama	-	Rs. 81.3 bn
Construction of System interchange at Kadawatha and 500m road towards Meerigama in Central Expressway Section I	-	Rs. 5.0 bn
Construction of Pettah and Aluth Mawatha interchanges with Ramp to provide access to Port Access Elevated Highway	-	Rs. 4.5 bn
Central Expressway Section 03 from Pothuhera to Rambukkana	-	Rs. 34.0 bn
Rehabilitation of Ampara-Uhana road (33+000- 45+000 km and 45+000-58+780 km.) and improvement of Chenkallady junction	-	Rs. 1.20 bn
Homagama - Godagama road section, Construction of Kurichchankerni Bridge and 4/1 bridge of Orugodawatta-Ambathale Road	-	Rs. 2.30 bn
Rehabilitation of Bibila-Lunugala Road and Beragala Wellawaya road, slope protection of Badulla Bibila Road	-	Rs. 1.50 bn
Colombo District Road Development Project	-	Rs. 1.80 bn
Settling bills in hand and completion of critical activities of roads rehabilitation under Development of an alternative Road Network to Access Main Roads and Expressways and to ease the Traffic Congestion	-	Rs. 15.0 bn
Rural road development	-	Rs. 4.0 bn
Rehabilitation of the A 17 Road Corridor Project (Rakwana – Suriyakanda section) and Walgama Diyawana Road	-	Rs. 3.70 bn
Payment of compensation for lands acquired to construct roads and bridges	-	Rs. 9.50 bn
Maintenance of roads related assets under the purview of Provincial Councils	-	Rs. 8.90 bn
Rehabilitation and improvement of roads under Provincial Councils	-	Rs. 10.30 bn
Development of around 1000 km rural roads in districts of Rathnapura, Matale, Anuradhapura, Kurunegala, Monaragala, Puttalam, Hambantota, Kalutara, Batticaloa, Colombo, Polonnaruwa, Galle, Kandy, Matara, and 5 districts in the Northern Province	-	Rs. 18.00 bn
Paying loans obtained by Road Development Authority to construct, rehabilitate and improvement of roads	-	Rs. 66.5 bn

Design and Construction of Flyovers at Kohuwala and Gatambe	- Rs. 10.90 bn
Construction of Flyovers over the Railway Line at Uttharananda Mawatha and near the Slave Island Railway Station	- Rs. 2.50 bn
Construction of rural bridges island - wide	- Rs. 1.5 bn
Construction of Rural Bridges using old Bridge components (around 40 bridges)	- Rs. 1.0 bn
Rehabilitation of Garagoda Bridge on Yatiyanthota - Magamma Road	- Rs. 0.30 bn

Rs. 21.85 bn
Bridges



Rs. 73.90 bn
Capital - Rs. 42.52 bn
Recurrent - Rs. 31.3 bn
Railway



Replacement of Kelani Railway Bridge	- Rs. 1.20 bn
Payment for procured 30 Nos. of Tank Wagons and 20 Nos. of Track Wagons, 06 Nos. Diesel Multiple Units and 10 Nos. Locomotives	- Rs. 1.35 bn
Payment for Procured 160 Nos. Passenger Coaches and improvement of Ratmalana Workshop, Double Tracking of Railway Line from Polgahawela - Kurunegala, rehabilitation of Railway Track & Installation of signaling from Maho - Omanthai	- Rs. 8.0 bn
Colombo Suburban Railway Efficiency Improvement Project to introduce electronic ticketing system to railway services, construct railway control center at Maradana, renovate railway workshop at Rathmalana	- Rs. 11.50 bn
Purchasing fuel to operate trains	- Rs. 15.0 bn

Payment procured 600 buses for SLTB	- Rs. 3.0 bn
Printing of Driving Licenses	- Rs. 1.2 bn
Construction of Kandy Multi-modal Transport Terminal	- Rs. 7.7 bn
E-motoring project	- Rs. 0.85 bn
Implementation of Electronic system to control traffic violation	- Rs. 0.50 bn



Rs. 22.55 bn
Capital - Rs. 14.08
Recurrent - Rs. 8.46 bn
Transport

Rs. 8.87 bn
Capital - Rs. 7.99 bn
Recurrent - Rs. 0.87 bn
Ports & Airports



Hingurakgoda International Airport Development Project	- Rs. 1.20 bn
Detail design for the Extension of Western Breakwater for West Container Terminal II - Colombo Port Extension Project Phase II	- Rs. 0.50 bn
Rehabilitation of Kankesanthurai Harbour	- Rs. 3.45 bn

Maintenance, Rehabilitation and Improvement

Roads

Maintenance and improvement of around 12,500 km of national road network	-	Rs. 31.5 bn
Widening and improvement of selected road sections of the national road network	-	Rs. 12.0 bn
Maintenance of roads related under the purview of Provincial Councils	-	Rs. 8.1 bn
Rehabilitation and improvement of provincial road network	-	Rs. 10.3 bn



Bridges

Reconstruction of Damaged/ Weak Bridges on National Highways	-	Rs. 4.3 bn
--	---	------------



Railways

Rehabilitation of Railway Track with new Rails & Sleepers	-	Rs. 3.4 bn
Development of Rail Fleet, Track & Signaling System	-	Rs. 12.2 bn
Maintenance of Rail Fleet, Track & Signaling System	-	Rs. 0.25 bn



Key Welfare Programmes

Rs. 2.2
bn

Contribution of Socially Obligatory Bus Service (Sisusariya, Gamisariya, Nisisariya and late night bus service)

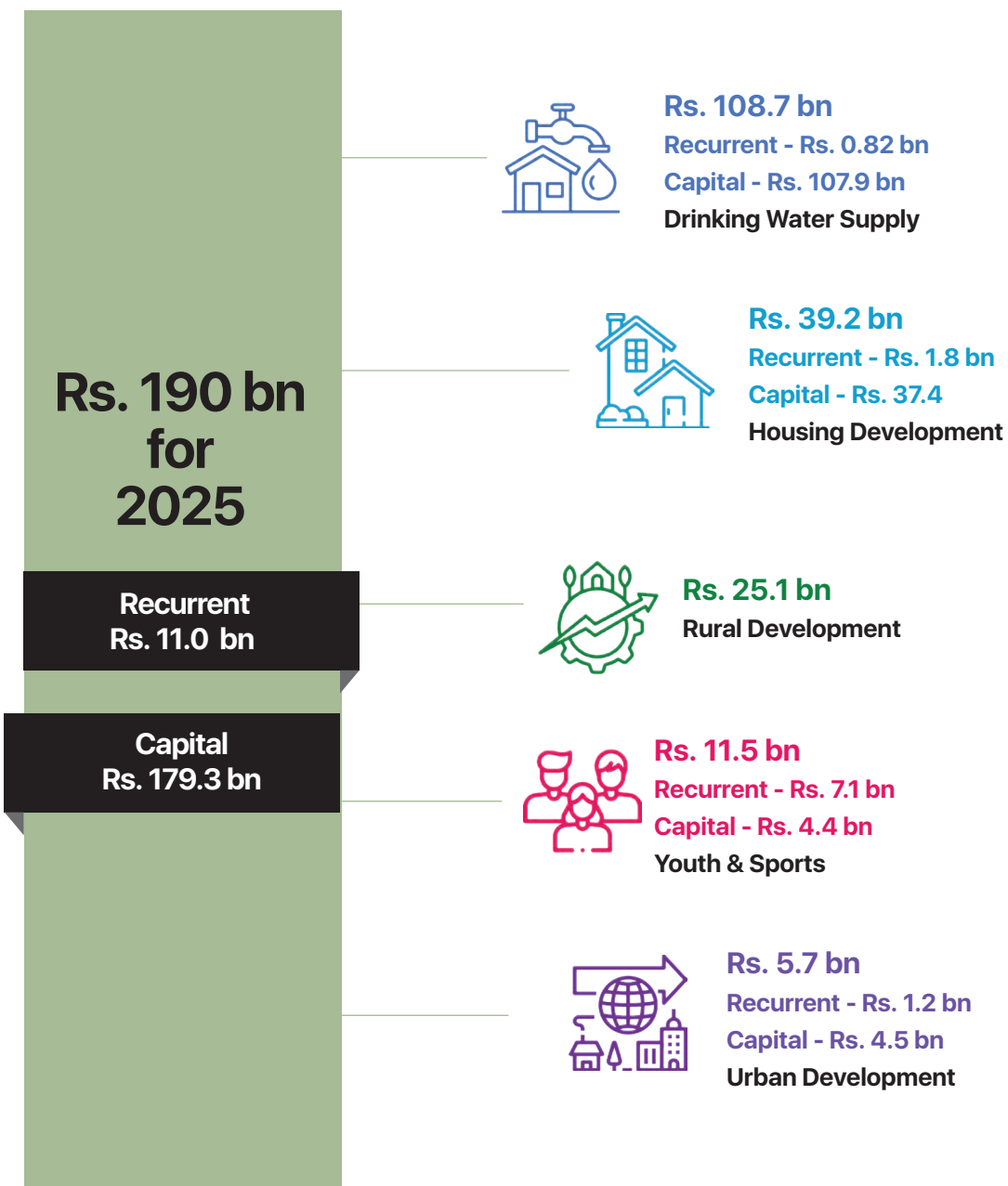
Rs. 2.0
bn

Operating around 1,500 SLTB buses along 270,000 km per day on economically non-profitable routes

**Support to the
Aspiration of
Decent and
Comfortable
Living**



- Providing around **1** million new pipe-borne water supply connections in the medium term
- Providing uninterrupted safe drinking pipe borne water through around **342** existing water supply schemes to **3.1** millions houses, industries and other entities
- Ensuring sustainability of around **3,780** community water supply schemes islandwide
- Continuation of construction activities of around **16,570** housing units targeting low income people in 2025
- Development of rural infrastructure covering entire country



Key Expenditure Activities



Rs. 108.7 bn
Recurrent - Rs. 0.82 bn
Capital - Rs. 107.9 bn
Drinking Water Supply

Water supply and sanitation improvement in Mullative, Kilinochchi, Badulla, Moneragala, Ratnapura, Kegalle, Nuwara Eliya, Matara, Kurunegala, Gampaha, Matale Districts	-	Rs. 2.3 bn
Jaffna Kilinochchi Water Supply and Sanitation Project	-	Rs. 5.4 bn
Providing pipe-borne water to Ruwanwella and surrounding area	-	Rs. 3.7 bn
Providing pipe-borne water to Pathadumbara, Pujapitiya, Akurana, Harispattuwa, Gangawata Korale, and Thumpane DS Divisions (Kandy North & Pathadumbara Integrated Water Supply Project)	-	Rs. 7.5 bn
Providing pipe-borne water to Padaviya, Kabethigollewa Kahatagasdigiliya, Horowpathana and Rambewa DS Divisions (Anuradhapura North Water Supply Project Phase 11)	-	Rs. 6.4 bn
Increase the water supply efficiency in the Southern Area of Western Province, supply of safe drinking water and to improve the water supply networks in Dehiwala and Moratuwa (Kalu ganga Water Supply Expansion Project 1)	-	Rs. 5.5 bn
Ambathale Water Supply System Improvement & Energy Saving Project	-	Rs. 3.4 bn
Expansion of capacity of existing water supply schemes to provide new water connections	-	Rs. 9.3 bn
Ensuring sustainability of community water supply schemes	-	Rs. 2.7 bn
National Water Supply and Drainage Board as equity contribution	-	Rs. 38.0 bn

Urban Regeneration Programme to relocate underserved settlements in the city of Colombo and its immediate suburbs - **Rs. 18.0 bn**

Providing affordable housing for low-income individuals across various suburbs of Colombo - **Rs. 7.0 bn**

Resettlement/ permanent houses for the families living in conflict affected areas - **Rs. 3.5 bn**

Providing decent houses for estate people - **Rs. 4.6 bn**



Rs. 39.2 bn
Recurrent - Rs. 1.8 bn
Capital - Rs. 37.4 bn
Housing



Rs. 25.1 bn
Rural Development

Rural Infrastructure Development Project (Northern Province, Eastern Province, North Central Province and Uva Province)	-	Rs. 6.0 bn
Strengthen local government authorities' capabilities to deliver services to communities in a responsive and accountable manner, and to support economic infrastructure development	-	Rs. 1.5 bn
Improving the socio-economic condition in the provinces in a manner that contributes towards reducing regional disparities (criteria based grants)	-	Rs. 6.3 bn

Constructing four provincial Sports complexes in Northwest, Uva, North and East - **Rs. 0.88 bn**

Constructing 5 District Sports complexes in Mannar, Polonnaruwa, Kalutara, Galle and Matara - **Rs. 0.44 bn**

Development of school & outstation Cricket - **Rs. 0.1 bn**

International & national sports games - **Rs. 0.7 bn**

Sugathadasa National Sports Complex Authority - **Rs. 1.0 bn**

National Youth Corp - **Rs. 1.63 bn**

National Youth Services Council - **Rs. 2.26 bn**



Rs. 11.5 bn
Recurrent - Rs. 7.1 bn
Capital - Rs. 4.4 bn
Youth & Sports



Rs. 5.7 bn
Recurrent - Rs. 1.2 bn
Capital - Rs. 4.5 bn
Urban Development

Urban infrastructure & township development in 100 cities (Siyak Nagara) - **Rs. 1.8 bn**

Reconstruction of Jaffna Town Hall - **Rs. 0.4 bn**

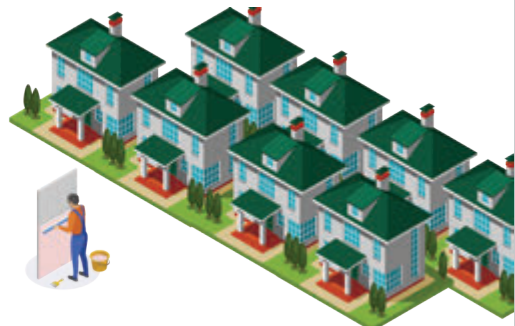
Development of strategic cities - Anuradhapura - **Rs. 1.29 bn**

Development of strategic cities - Jaffna - **Rs. 0.17 bn**

Preparation of Master Plan for Development Eastern, Western Provinces and Hambanthota District - **Rs. 0.25 bn**

Key Maintenance, Rehabilitation & Improvement

Rs. 0.25 bn
Renovation of Housing Schemes



Key Welfare Programmes


Rs. 0.4 bn

Continuing nutrition programme for National Pools



**Productive,
Modernized
and Sustainable
Agriculture
to Enhance
Country's Food
and Nutrient
Security**





Key Expenditure Activities

Rs. 124.4 bn
Recurrent - Rs. 67.6 bn
Capital - Rs. 56.8 bn
Agriculture

Food Relief Programme (WFP)	-	Rs. 1.8 bn
Empowering agro entrepreneurs, building tanks and cascade systems under Climate Smart Irrigated Agriculture Project	-	Rs. 8.7 bn
Climate resilient activities and empowering agro entrepreneurs under Smallholder Agribusiness Partnership Programme (SAAP)	-	Rs. 3.4 bn
Climate resilient activities and empowering agro entrepreneurs under Smallholder Agribusiness Resilience Project (SARP)	-	Rs. 5.9 bn
National Seed Production and Purchasing Programme	-	Rs. 1.2 bn
Formation of farmer companies and facilitation, construction of agricultural parks, entrepreneurship development under Agriculture Sector Modernization Project	-	Rs. 1.2 bn
Accelerated Seed Farms Development Programme	-	Rs. 0.6 bn
Loan repayment of Paddy Marketing Board	-	Rs. 2.7 bn

Construction of North-Central Canal & Wayamba Maha Ela, Rehabilitation of Minipe Left Bank, Water Resource Management under Mahaweli Water Security Investment Programme - **Rs. 32.5 bn**

Dam safety, repairs & maintenance of structures and canals by Mahaweli Authority - **Rs. 3.6 bn**

Lower Malwathu Oya Multi-sector Development Project - **Rs. 5.0 bn**

Development of Minor irrigation, village Tank cascade Systems and Abandoned Paddy Lands - **Rs. 3.5 bn**

Strengthening Climate Resilience of Subsistence Farms and Agriculture Plantation Communities in vulnerable river basins, watershed area and downstream of the Knuckles Mountain Range Catchment of Sri Lanka - **Rs. 2.4 bn**

Flood management of Kelani River Basin, modernization of hydro meteorological system, improving disaster preparedness and readiness, improving flood forecasting, improving landslide forecasting under Climate Resilience Multi-phase Programmatic Approach project - **Rs. 9.0 bn**

Uma Oya Diversion Project - **Rs. 1.9 bn**

Yan Oya Project - **Rs. 2.3 bn**

Ellewewa Reservoir - **Rs. 1.0 bn**

Construction of the canal from Eruwewa to Mahakandarawa Reservoir - **Rs. 0.5 bn**

Gravity Irrigation Works - **Rs. 1.8 bn**



Rs. 89.5 bn
Recurrent - Rs. 11.4 bn
Capital - Rs. 78.1 bn
Irrigation



Rs. 11.4 bn
Recurrent - Rs. 6.2 bn
Capital - Rs. 5.2 bn
Fisheries

Construction of Gandara Fishery Harbour - **Rs. 3.7 bn**

Development and Conservation of Lagoons - **Rs. 0.1 bn**

Development of Myliddy Fishery Harbor - **Rs. 0.2 bn**

Fisheries Industry Development in Northern Region - **Rs. 0.28 bn**

Assisting the Farmers for Revitalizing Ceylon Cinnamon Industry - **Rs. 0.1 bn**

Development activities aimed at increasing production, marketing activities, improvement of productivity and working for the welfare of the tea small holders under Tea Small Holdings Development Authority - **Rs. 0.8 bn**

Development activities aimed at increasing coconut production and agricultural productivity under Coconut Cultivation Board - **Rs. 0.79 bn**

Agriculture value chain development under Agriculture Sector Modernization Project - **Rs. 0.27 bn**

Infrastructure Development in the Plantation Sector - **Rs. 1.8 bn**

Cinnamon Gate - **Rs. 0.27 bn**




Rs. 11.3 bn
Recurrent - Rs. 5.4 bn
Capital - Rs. 5.9 bn
Plantation



Rs. 13.7 bn
Recurrent - Rs. 7.7 bn
Capital - Rs. 6.0 bn
Land

Land Acquisition for State purposes - **Rs. 4.0 bn**

Bim Saviya Programme - **Rs. 1.0 bn**



Rs. 3.5 bn

Recurrent - Rs. 0.9 bn
Capital - Rs. 2.6 bn
Livestock

Livestock programmes by Mahaweli Authority	-	Rs. 1.4 bn
Increase the liquid milk production through enhanced breeding	-	Rs. 0.1 bn
Development of Small and Medium Scale Livestock	-	Rs. 0.25 bn
Livelihood Development through Goat Farming	-	Rs. 0.2 bn

Key Welfare Programmes

Rs. 35.0 bn



Fertilizer Subsidy Programme For Chemical and Organic Fertilizer



Farmer Pensions

Rs. 5.6 bn

Rs. 1.0 bn



Assisting the Farmers for Export Crop Development

Rs. 1.5 bn

Government Contribution for Crop Insurance

Rs. 0.5 bn



Subsidy for rubber



Rs. 0.1 bn

Assisting the Farmers for Revitalizing Ceylon Cinnamon Industry

Rs. 3.0 bn



Financial support for the revival of the fisheries industry

Maintenance, rehabilitation and improvement in Agriculture Sector

Rs. 22.0 bn



Research & Development in Agriculture

Rs. 9.70 bn





Rs. 22.0 bn
Maintenance, rehabilitation and improvement in Agriculture Sector

Essential rehabilitation in selected Major Irrigation Schemes	-	Rs. 4.0 bn
Maintenance of Provincial Irrigation	-	Rs. 2.03 bn
Rehabilitation and improvement of Agriculture, Irrigation, Livestock & inland Fisheries under Provincial Councils	-	Rs. 12.5 bn

National Seed Production and Purchasing Programme	-	Rs. 1.2 bn
Accelerated Seed Farms Development Programme	-	Rs. 0.6 bn
Plantation Sector Research and Development	-	Rs. 0.5 bn
Rubber Research Institute	-	Rs. 0.49 bn
Tea Research Institute	-	Rs. 0.7 bn
Coconut Research Institute	-	Rs. 0.45 bn
Research of National Aquatic Resources Research and Development Agency (NARA)	-	Rs. 0.1 bn
Livestock Breeding Project	-	Rs. 0.2 bn
Implementation of National Agricultural Research Plan	-	Rs. 0.1 bn
Social and economic research by Hector Kobbekaduwa Agrarian Research and Training Institute	-	Rs. 0.2 bn
Research in Agriculture sector modernization and Climate Smart Irrigated Agriculture project	-	Rs. 2.5 bn




Rs. 9.7 bn
Key Research



**Towards
an
Evergreen Life**



- Renovation of approximately **1,456 km (out of 5,611 km of total)** of existing electric fences
- Maintenance of restored forests (**136.5 ha**), commercial forest installation (**800 ha**), young plantation maintenance (**1,474 ha**), forest boundary marking (**1,500 km**)
- Removal of invasive plants in protected areas and management of grassland
- Implementation of Montreal Protocol to ban importation of Hydrochlorofluorocarbon carriers of chemicals substances by 2030
- Efficiently manage solid waste in Local Authorities island wide
- Providing sewerage facilities to Kandy city and suburbs, Rathmalana, Moratuwa, Kelaniya, Galle, Peliyagoda and Colombo MC areas



Key Expenditure Activities



Rs. 8.95 bn Disaster Management

Implementation of mitigation Projects to minimize the impact of disasters	-	Rs. 0.30 bn
Resettlement of displaced people due to landslide threats and landslides	-	Rs. 0.50 bn
Construction of safety centers in Districts for people who displaced due to disaster situations	-	Rs. 0.05 bn
Rehabilitation and reconstruction activities of the areas affected by floods and landslides	-	Rs. 1.0 bn
Landslide investigations, research and development	-	Rs. 0.08 bn
Landslide mitigation programmes	-	Rs. 0.12 bn
Reduction of landslide vulnerability by adopting mitigation measures	-	Rs. 3.83 bn
Doppler weather radar systems	-	Rs. 1.00 bn

Implementation of the Montreal Protocol	-	Rs. 0.05 bn
Enhanced transparency framework for agriculture, forestry and other land use sectors	-	Rs. 0.10 bn
Partnership and innovative financing to mainstream biodiversity and sustainable land management in the wet climate zone in Sri Lanka	-	Rs. 0.06 bn
Regional project on "Strengthening Resilience of Vulnerable Communities in Sri Lanka" to mitigate increasing impacts of climate change	-	Rs. 0.10 bn
Integrated management and environmentally sound disposal of POP pesticides in the agriculture sector and mercury and waste in the healthcare sector in Sri Lanka	-	Rs. 0.06 bn
Expanding forest cover	-	Rs. 1.0 bn

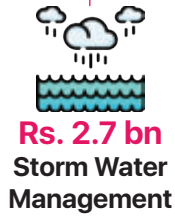


Rs. 7.26 bn Environment Protection



Rs. 4.99 bn Waste Management

Metro Colombo Solid Waste Management Project	-	Rs. 4.0 bn
Support solid waste management activities in local government authorities	-	Rs.0.75 bn
Construction of compost finishing yard at Heenpendala in Galle district	-	Rs. 0.10 bn
Developing sustainable integrated waste management and circular economy in Uva and Northern Provinces in Sri Lanka	-	Rs. 0.14 bn



Implementing Weras Ganga Storm Water Drainage & Environment Improvement Project	-	Rs.0.44 bn
Oliyamulla storm water drainage and environment improvement project	-	Rs.0.60 bn
Kolonnawa storm water drainage and environment improvement project	-	Rs. 0.35 bn
Operation and maintenance of storm water pumping station in Colombo and suburbs	-	Rs. 0.16 bn
Preparedness and emergency response for flood disaster activities	-	Rs. 0.05 bn
Maintenance and rehabilitation of existing canals, lakes, wetlands and walkways	-	Rs. 0.70 bn
Drainage design & implementation and environment protection activities	-	Rs. 0.40 bn

Construction of electric fences

- **Rs. 0.20 bn**

Implementing habitat enrichment for wildlife related activities

- **Rs. 0.10 bn**



Rs. 5.92 bn
Wild-Life Conservation










Rs. 13.6 bn
Capital - Rs. 13.6 bn
Wastewater Management

Implementing Kandy city wastewater management project	-	Rs. 1.38 bn
Rathmalana / Moratuwa wastewater disposal project (Expansion of Pipe bone sewerage coverage to Moraruwa & Ekala areas)	-	Rs. 1.78 bn
Implementing Greater Colombo wastewater management project	-	Rs. 3.0 bn
Implementing Greater Colombo wastewater management project improvement programme –Tranche 3	-	Rs. 7.5 bn



**Commitment
towards a
Peaceful and Fair
Society**



	Total Rs. bn	Capital Rs. bn	Recurrent Rs. bn
 180.84 Public Security	180.84	20.87	159.97
 80.25 Law and Order	80.25	17.7	62.55
 9.02 Culture	9.02	3.78	5.24
 1.37 Democratic	1.37	0.1	1.26
 0.7 Media	0.7	0.2	0.50
 3.54 Religion	3.54	1.72	1.82
 2.1 National Intergration	2.1	1.04	1.06

**Rs. 278 bn
for
2025**

**Recurrent
Rs. 232.4 bn**

**Capital
Rs. 45.40 bn**



Public Security – Rs. 180.84 billion



Rs. 12.0 bn
**Immigration and
Emigration**

Personal emoluments in immigration & emigration services	-	Rs. 5.4 bn
Providing blank travel documents & related deliverables	-	Rs. 4.0 bn
Immigration control and citizenship related activities	-	Rs. 2.16 bn

Implementing e-NIC Project

- **Rs. 2.0 bn**

Personal emoluments in registration of persons and related sector

- **Rs. 1.95 bn**

Pre-printed cards & related activities

- **Rs. 2.50 bn**



Rs. 6.52 bn
**Registration of
Persons**



Rs. 162.32 bn
**Police and
Special Task Force**

Police and STF including personnel emoluments

- **Rs. 90.35 bn**

Food and Lodging Allowance of Police and STF

- **Rs. 29.7 bn**

Fuel of Police and STF

- **Rs. 12.8 bn**

Key Expenditure Activities



Law and Order Rs. 80.25 billion

Rs. 16.10 bn Courts

Completion of construction Galle and Gampola court complexes	-	Rs. 0.51 bn
Small scale development programme	-	Rs. 0.40 bn
Construction of court complexes in Anuradhapura, Matale, Jaffna, Polonnaruwa and residential facilities for judges	-	Rs. 0.18 bn
Relocating courts in Ratnapura and Welimada	-	Rs. 0.59 bn
Expansion of courts in Kilinochchi, Theldeniya, Pugoda and Kantale	-	Rs. 0.72 bn
Walapane Magistrate Court Complex	-	Rs. 0.20 bn
Three year Plan for the Improvement of the Infrastructure Facilities in the Judicial Sector	-	Rs. 0.39 bn
Comprehensive refurbishment project of Sri Lanka Superior Courts Complex	-	Rs. 0.29 bn

Probation & child care services under the PSDG programme	-	Rs. 2.06 bn
Professional fees for the legal service related to "X - Press Pearl" maritime disaster	-	Rs. 1.0 bn
House of Justice	-	Rs. 2.5 bn
European Union support to justice sector in Sri Lanka	-	Rs. 1.27 bn
Implementation of the mediation boards related services	-	Rs. 1.14 bn
Reparations related activities	-	Rs. 2.35 bn


Rs. 17.60 bn Justice

Rs. 2.1 bn National Integration

Strengthening social cohesion and peace in Sri Lanka - **Rs. 0.95 bn**

Prevention of child abuse and violence against women - Rs. 0.04 bn

Child protection related activities - Rs. 0.05 bn


Rs. 2.01 bn
Women and Child


Rs. 21.44 bn
Prison

Personal emoluments in prison sector - Rs. 6.92 bn

Diets & uniform for prison sector - Rs. 6.5 bn

Construction of Pallekele prison complex - Rs. 0.90 bn

Relocation of prisons in Western Province - Rs. 0.22 bn

Software Development - Rs. 0.10 bn

Enhancement of sanitary facilities of detainees in prisons - Rs. 0.40 bn

Ensure culture and national heritage - Rs. 0.72 bn

Facilitate cultural integration and training - Rs. 0.1 bn

Completion of construction activities of cultural centers - Rs. 0.06 bn

Ensuring heritage conservation of intangible assets - Rs. 0.04 bn

Upgrading the National Library - Rs. 0.16 bn

Conducting national art festivals and cultural promotions - Rs. 0.09 bn

Renovating John De Silva Theatre - Rs. 0.5 bn

Modernize National Art Gallery - Rs. 0.10 bn

Exploration, excavation, conservation, maintenances, promotion, exhibition & research of archaeological sites and monuments - Rs. 0.33 bn

Improvement of regional museums - Rs. 0.07 bn

Establishing mobile racking system to ensure national archives - Rs. 0.38 bn

Establishment of a digital repository - Rs. 0.06 bn


Rs. 9.01 bn
Culture


Rs. 3.54 bn
Religion


Providing solar facilities for religious places - Rs. 1.13 bn

Completion of construction of Vidyalkara International Buddhist Center- Kelaniya - Rs. 0.13 bn

Development of selected rural Buddhist temples - Rs. 0.10 bn

Uplift religious activities including improvement of religious places, facilitate pilgrims and providing infrastructure facilities for religious places - Rs. 1.27 bn

Digitalization of terrestrial television broadcasting project - Rs. 0.15 bn


Rs. 0.72 bn
Media

**National
Security**



**Rs. 404 bn
for
2025**

**Recurrent
Rs. 351.4 bn**

**Capital
Rs. 52.5 bn**

Key Expenditure Activities



Rs.404 bn
Recurrent - Rs. 351.4 bn
Capital - Rs. 52.5 bn

Continuation of construction activities of Defense Head Quarters, Akuregoda	-	Rs. 5.0 bn
Strategic Defense Communication Network	-	Rs. 0.5 bn
Construction of Quay at Dockyard in Trincomalee	-	Rs. 1.5 bn
2 Nos of Y - 12 IV Light Transport Air Craft	-	Rs. 1.78 bn
Diet and uniform of Tri-Forces	-	Rs. 97.0 bn
Salaries, wages and other allowances of Tri-Forces	-	Rs. 193.7 bn

Key Rehabilitations & Improvements



**Sri Lanka Navy
Rs. 10.4 bn**



**Sri Lanka Army
Rs. 2.1 bn**



**Sri Lanka Airforce
Rs. 15.5 bn**

Key Welfare Programmes

**Rs. 2.2
bn**



Ranaviru Mapiya Rakawarana Allowance

**Rs. 0.025
bn**



Uplifting Wellbeing of War Heroes and their Families

Economic Services and Entrepreneurship



**Rs. 99 bn
for
2025**

**Recurrent
Rs. 38.9 bn**

**Capital
Rs. 59.9 bn**

	Total Rs. bn	Capital Rs. bn	Recurrent Rs. bn
 7.98 Industry Promotion	7.98	2.99	4.99
 2.40 Attracting Investments	2.40	2.39	0.01
 7.11 Labor and Foreign Employment	7.11	1.75	5.36
 23.91 Postal Services	23.91	2.09	21.82
 38.64 SME Development	38.64	35.75	2.89
 14.46 Tourism Facilitation	14.46	12.66	1.80
 4.28 Trade Facilitation	4.28	2.3	1.98


Rs. 7.9 bn
**Industry
Promotion**

Establishment of new Industrial Estates and improvement of infrastructure facilities of 32 existing Industrial Estates	-	Rs. 1.5 bn
Conduct local & foreign market promotion programmes Cultivation of raw materials for rural industries	-	Rs. 0.1 bn
Increasing productivity, development of technology/R&D/ Innovations, skills development, quality improvement and market promotion programmes of respective industries	-	Rs. 0.1 bn
Development activities under Sri Lanka Export Development Board to promote exports	-	Rs. 0.77 bn
Development activities to promote, encourage, develop & facilitate industries in the country through Industrial Development Board	-	Rs. 0.7 bn

Establishment of New Economic Zones to attract Foreign Investors including Bingiriya	-	Rs. 0.9 bn
Provision of utility facilities including pipe-borne water and sewerage to the border of the Colombo Port City	-	Rs. 1.38 bn
Creating an Investment Friendly Environment	-	Rs. 0.1 bn


Rs. 2.4 bn
**Attracting
Investment**



Rs. 14.4 bn
Tourism Facilitation

Development of Tourism Infrastructure in Local Authority Areas	-	Rs. 0.35 bn
Pinnawala, Kithulgala Tourism Corridor Development	-	Rs. 0.30 bn
Development of tourist attractions (Development of infrastructure facilities in 09 tourism attraction places in the districts of Nuwara Eliya, Pollonnaruwa, Badulla, Matale, and Monaragala)	-	Rs. 0.60 bn
Rehabilitation and Improvement of Botanical Gardens	-	Rs. 0.12 bn
Equity for Sinolanka Hotels and Spa (Pvt) Ltd	-	Rs. 10.9 bn

Stimulating Loan Scheme to Re-energize the MSME Sector	-	Rs. 20.0 bn
Small and Medium sized Enterprises Line of Credit	-	Rs. 6.8 bn
Small & Micro Industries Leader & Entrepreneur Promotion Project	-	Rs. 4.0 bn
Environmental Friendly Solutions Revolving Fund (Provide low interest loans for industrial enterprises for the implementation of ecofriendly solutions)	-	Rs. 1.5 bn
National Villages Empowerment Programme	-	Rs. 1.0 bn
Social Protection Project	-	Rs. 1.1 bn
Empowering Samurddhi Beneficiaries	-	Rs. 1.0 bn
Youth Empowerment programme on providing assistance to the youth entrepreneurs such as training, market and modern technology	-	Rs. 0.15 bn
Subsidy for new Comprehensive Rural Credit Scheme for cultivation purposes	-	Rs. 1.5 bn



Rs. 38.6 bn
Small and Medium Enterprises Development



Rs. 4.28 bn
Trade Facilitation

Modernization of existing paddy warehouses	-	Rs. 0.10 bn
Establishment of Temperature Controlled Warehouse Dambulla to facilitate farmers for preservation of fruits and vegetables	-	Rs. 0.10 bn
Food Security Initiatives - Modernization of Pannegamuwa & Higurakgoda paddy stores and increase productivity and revenue of small scale food producers	-	Rs. 0.025 bn
Operating Consumer Affairs Authority to protect consumers	-	Rs. 0.65 bn
Equity for Lanka Sathosa and establishment cooperative wholesales	-	Rs. 2.0 bn

Personal Emolument for enhancing and managing postal services	-	Rs. 18.1 bn
Acquisition of vehicles, furniture, office equipment and buildings for the postal services	-	Rs. 1.30 bn



Rs. 23.9 bn
Postal Services

Key Maintenance, Rehabilitations & Improvements



Rs. 0.12 bn

Rehabilitation and Improvement of Botanical Gardens




Rs. 0.95 bn

Maintenance, rehabilitation and improvement of Postal Department including Post Offices



Rs. 0.65 bn

Rehabilitation & improvement of buildings, equipment of Department of Labor



Rs. 0.05 bn

Rehabilitation and Improvement of Pinnawala, Dehiwala, Rideegama Zoo and Pinnawala Elephant Orphanage

Key Research Activities



Rs. 0.39 bn

Sugarcane Research Institute



Rs. 0.12 bn

Gem and Jewellery Research and Training



**Sustainable
and Secure
Energy Supply**



**Rs. 21 bn
for
2025**

**Recurrent
Rs. 1.06 bn**

**Capital
Rs. 20.07 bn**

- Promotion of renewable energy usage
- Expanding transmission and distribution network

Key Expenditure Activities

Rs. 21.14 bn
Recurrent - Rs. 1.06 bn
Capital - Rs. 20.07 bn

National Transmission and Distribution Network & Efficiency Improvement Project	-	Rs. 7.67 bn
Establishing Colombo waste to energy power plant - Generation of 10 MW Electricity to the National Grid	-	Rs. 1.20 bn
Providing rooftop solar power facility installation for government building, low - Income households, religious places and RO plants	-	Rs. 0.29 bn
Providing for construction of hybrid renewable energy system in small Islands - Delft, Analativu, Nainativu	-	Rs. 3.00 bn
Sri Lanka energy programme supported for conducting of Capacity Development in the CEB	-	Rs. 0.29 bn
Expanding the capacities & capabilities of the Sri Lanka Atomic Energy Board	-	Rs. 0.16 bn
Establishing Kerawalapitiya – Port 2nd Transmission Line Project	-	Rs. 7.0 bn



**People
Friendly Public
Service**



**Rs. 295.82^{*} bn
for
2025**

**Recurrent
Rs. 226.96 bn**

**Capital
Rs. 68.84 bn**

* Excluded provisions for
Budget Proposals and
Budget Reserves

	Total Rs. bn	Capital Rs. bn	Recurrent Rs. bn
Public Service Delivery through District and Divisional Secretariats	69.26	11.0	58.26
Free and Fair Elections	21.48	0.21	21.27
Executive and legislative	16.98	3.23	13.75
Financial Affairs	75.37	28.40	46.95
Foreign Affairs	19.28	1.06	18.21
Public Service Delivery through Provincial Councils	81.24	21.54	59.70
Government Printing and Publication Activities	5.11	1.04	4.07
Digitalizing Government Services	7.10	2.35	4.75



Key Expenditure Activities

Rs.69.26 bn Public Service Delivery through District and Divisional Secretariats



Personal emoluments in district administration sector for around 60,000 employees working in 25 district secretariats and 332 divisional secretariats	- Rs. 43.87 bn
Capacity development programme of all island and combined service officers	- Rs.0.24 bn
Utilization of government holiday resorts for tourism	- Rs. 0.35 bn
"e-Grama Niladari" Project to enhance the ICT usage among grass root level officers	- Rs. 0.43 bn
Establishment of a Business Incubator Center in Jaffna	- Rs. 0.07 bn
Construction of district & divisional buildings including Kalthota, Gampaha, Kalutara, Matale, Pitabeddara, Angunakolapelessa, Ampara, Ratnapura, Kegalle, Bulathkohupitiya and Deraniyagala	- Rs. 1.56 bn
Providing of personal emoluments for around 3,908 employees in Registrar General Department for facilitating birth, marriage, and deaths registration	- Rs. 2.90 bn
Implementing public financial management strengthening project (PFMSP)	- Rs. 0.90 bn

Voters registration & awareness programmes

- Rs. 0.30 bn

Conducting elections

- Rs. 20.0 bn



Rs. 21.48 bn

Free and Fair Elections

Rs. 19.28 bn Foreign Affairs



Preserving diplomatic relationships and boost cooperation with foreign nations - Rs. 19.28 bn

Financial Sector Safety Net Strengthening Project (FSSNP)

- Rs. 9.9 bn

Digitalization of services

- Rs. 7.4 bn



Rs. 75.37 bn
Financial Affairs



Rs. 16.98 bn
Executive and
Legislative

Strengthening the executive and legislative power of the people	-	Rs. 9.77 bn
Facilitating to implement Anti-Corruption Act, No 9 of 2023 to ensure the welfare of a democratic society	-	Rs. 1.37 bn
Facilitating to implement "Clean Sri Lanka" programme towards a beautiful island – smiling people	-	Rs. 0.05 bn
Implement the Human Rights Commission Act No. 21 of 1996 for ensuring Sri Lanka as a constitutionally guaranteed fundamental rights comply with international HR standards	-	Rs. 0.45 bn
Implement National Audit Act, No 19 of 2018	-	Rs. 4.35 bn

Establishment of a data base for local authorities	-	Rs. 0.05 bn
Strengthening of local government authorities	-	Rs. 0.16 bn
Upgrading infrastructure and income generation in local authorities through performance grant	-	Rs. 0.67 bn
Establishment of IT master plan on tax administration and Implementation of E-Tax System for Colombo Municipal Council	-	Rs. 0.16 bn
Transforming local administrative data collection systems for SDG acceleration	-	Rs. 0.19 bn
Personal emoluments for employees in 09 provincial councils (excluding health and education)	-	Rs. 49.59 bn
Operational expenses in 09 provincial councils (excluding health, education, and agriculture)	-	Rs. 4.51 bn
Implement provincial specific development grant (PSDG) programme (excluding roads, health, education and agriculture)	-	Rs. 20.04 bn



Rs. 81.24 bn
Public Service
Delivery through
Provincial Councils



Rs. 5.11 bn
Government Printing
and Publication Activities

Personal Emoluments of Printing Department - Rs. 1.85 bn

Key Maintenance Activities



Rs. 1.1 bn
Maintenance of
district and divisional
secretariats



Rs. 4.3 bn
Rehabilitation and
improvement of
district and divisional
secretariats

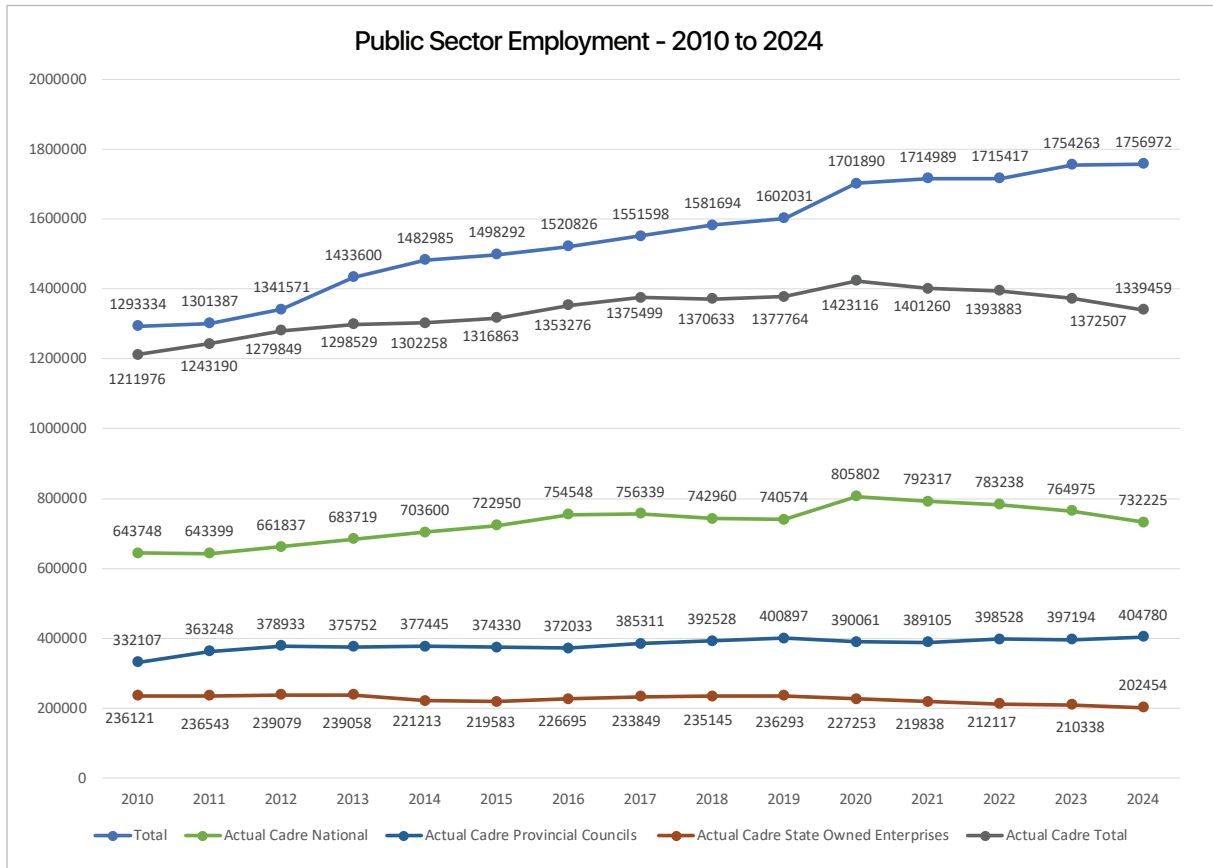


Rs. 0.24 bn
Rehabilitation &
improvement of assets
in Printing Department

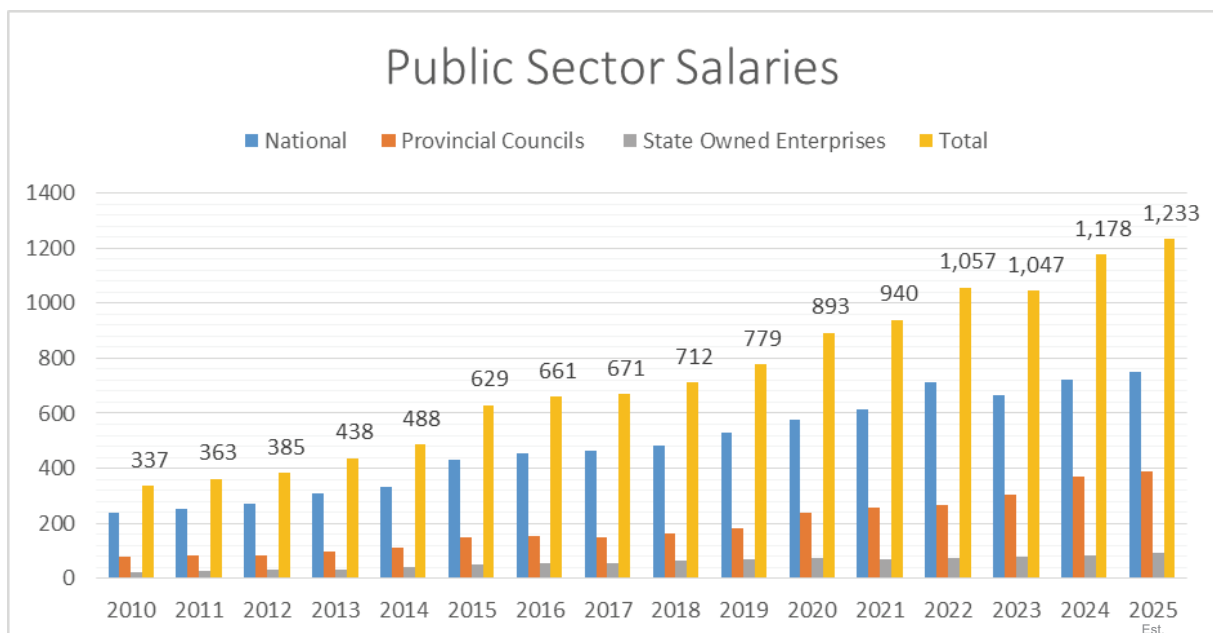


Rs. 0.91 bn
Maintenance,
rehabilitation &
improvement of the
Parliament

Growth of Public Sector Employees during 2010-2024 Period

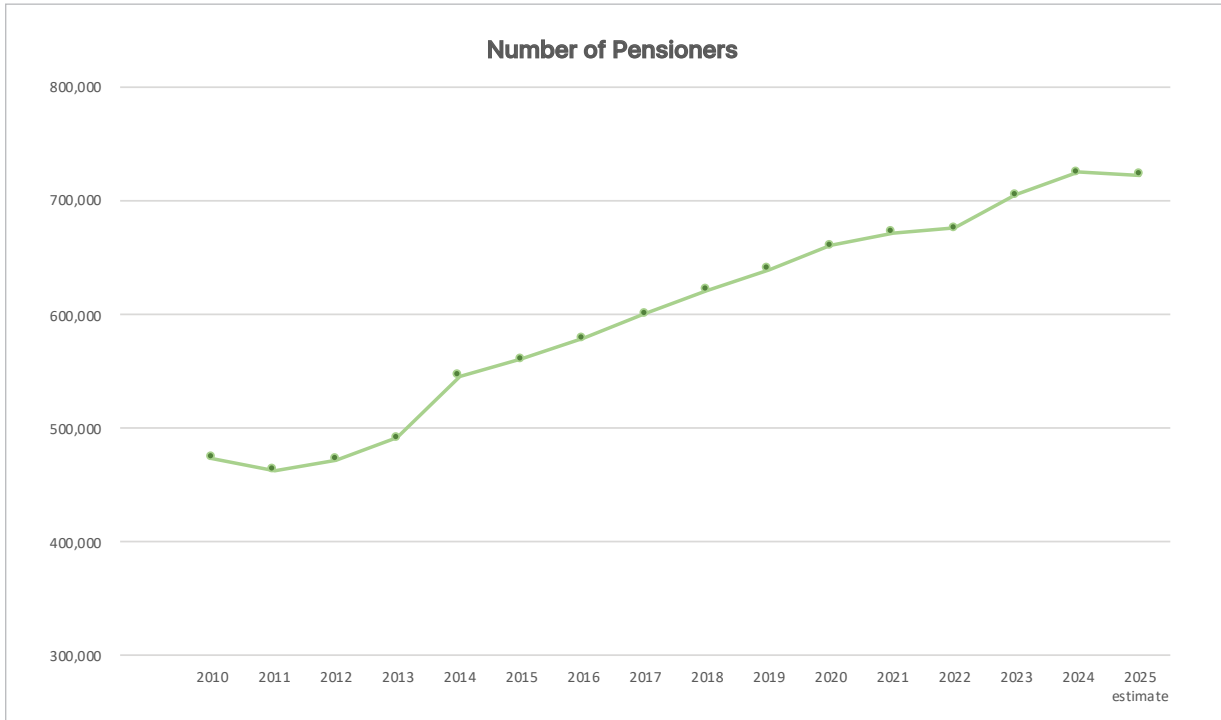


Expenditure on Personal Emoluments of Public Sector

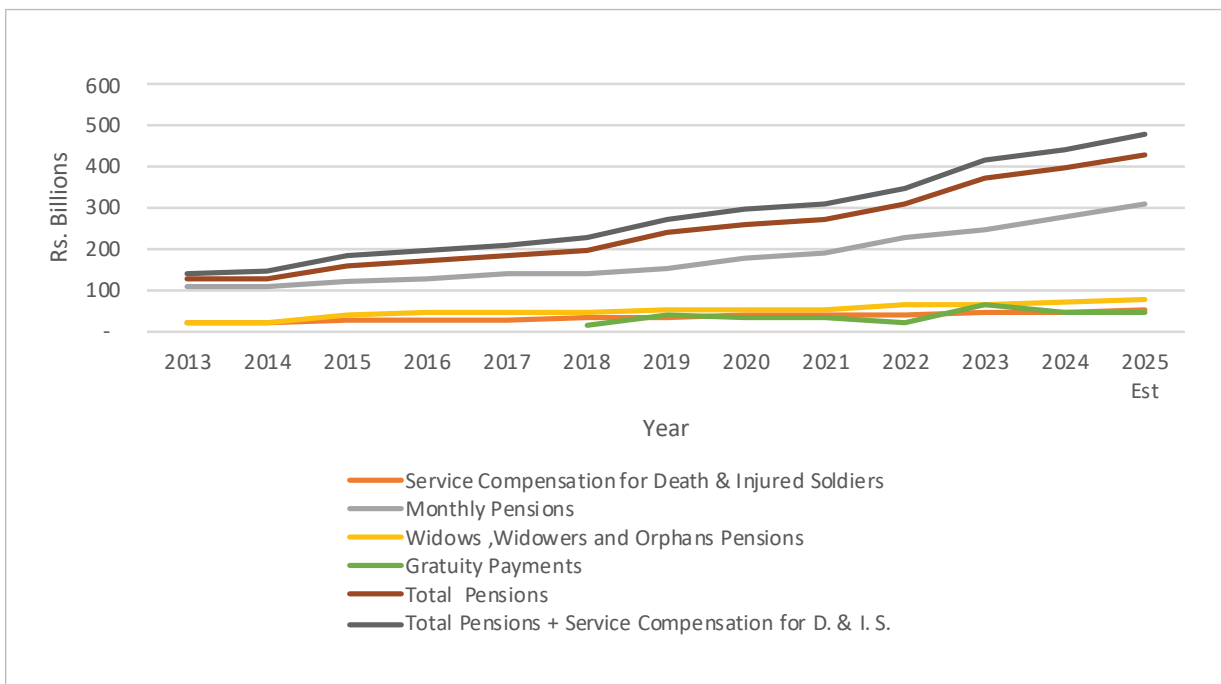


Pensioners

Number of Pensioners during 2010 -2025 period



Annual Expenditure on Pensions



Public Sector Cadre

Key Profession	Existing Number
Executive Staff in All Island Service	12,281
Medical Officers	23,936
Nursing Officers	38,969
Midwives	8,646
Public Health Inspectors	2,123
Teachers	221,698
Principals	11,914
University Academic and Non-academic Staff	23,950
Development Officers	101,192
Management Service Officers	40,032
Grama Niladhari	10,870
Samurdhi Development Officers	18,052
Agriculture Research & Production Assistants	6,995
Police & Special Task Force	85,287
Home Guard/Civil Guard	25,467
Postal Staff	21,040
Driver Service	9,052
Office Employee Service	21,483
Railway Staff	12,392
Inland Revenue Staff	987
Customs Staff	1,538
Excise Staff	965
Information & Communication Technological Staff	1,709
Technical Officers/Assistants	10,335
Forest Conservation Staff	1,667
Wildlife Conservation Staff	5,825

Source: Department of Management Services / Department of National Budget

A Universal Social Protection System



**Rs. 749 bn
for
2025**

Aswasuma Programme – Rs. 232.5 bn

Cash Grant for Low Income Families	– Rs. 160.1 bn
Support for Low Income Disable Persons	– Rs. 36.9 bn
Financial Support for Elderly (Over 70 years of age)	– Rs. 28.9 bn
Financial Support for Elderly (Over 100 years of age)	– Rs. 0.03 bn
Financial Support for Kidney Patients	– Rs. 4.5 bn
Financial Assistance to purchase school stationeries	– Rs. 2.0 bn

Pension And Gratuity – Rs. 479.7 bn

Pension for Public Officers (730,000 pensioners)	– Rs. 311.7 bn
Pension for Widows, Widowers and Orphans of Public Officers	– Rs. 77.0 bn
Gratuity Payments	– Rs. 42.0 bn
Service Compensation for Death and Injured Soldiers	– Rs. 49.0 bn

Other Welfare – Rs. 10.96 bn

Interest Difference on Senior Citizen's Bank Accounts	– Rs. 10.0 bn
Providing Relief For People who have Pawned Jewellery in Banks	– Rs. 0.5 bn
Social Protection Project	– Rs. 0.46 bn

Other

Other expenditure including personal emoluments of Department of Samurdhi	– Rs. 24.26 bn
---	----------------

Other Key Expenditure Activities



Rs. 0.3 bn

National Institute of Social Development



Rs. 0.48 bn

Sri Lanka Social Security Board



Rs. 0.40 bn

National Secretariat For Elders



Rs. 0.18 bn

Construction of a Building Complex for the National Institute of Social Development at Seeduwa

Important Aspects of the Budget 2025



A Digital State – Digital Transformation



- Digitalize state institutions to deliver transparent and efficient services to citizens
- Reduce digital divide and ensure digital transformation reaches every corner of the country
- Convert Sri Lanka as a hub for high value ICT products and solutions
- Develop international collaborations for technology and markets

Digitalization Public Service

Digitalization is a cross-cutting initiative that spreads in different sectors of the economy and the Ministry of Digital Economy is responsible for formulation, implementation, monitoring, and evaluation of policies, strategies, programmes and projects in relation to subject of digital economy. The total proposed expenditure for the year 2025 for digitalization is around **Rs. 21.8 billion**. Of this amount, **Rs. 7.1 billion** is for the Ministry of Digital Economy, and the balance **Rs. 14.7 billion** is allocated for other Ministries.

Digitalization Initiatives in other Sectors

**Rs. 21 bn
for
2025**



Rs. 0.96 bn

Healthier Life Towards a Healthier Society



Rs. 0.19 bn

Achieving Quality, Equity, and Excellence in Education



Rs. 1.37 bn

Safe, Efficient, Eco-friendly and, Sustainable Transport Services



Rs. 0.025 bn

Support the Aspiration of Decent and Comfortable Living



Rs. 0.55 bn

Productive, Modernized and Sustainable Agriculture to Enhance Country's Food and Nutrient Security



Rs. 2.17 bn

Commitment towards a Peaceful and Fair Society



Rs. 15.77 bn

People Friendly Public Service



Rs. 0.03 bn

Universal Social Protection System



Rs. 0.96 bn
Healthier Life
Towards a Healthier
Society

Maintenance of Digital Health Information Systems	-	Rs. 0.48 bn
Capacity building of Biomedical Engineering Service in Sri Lanka	-	Rs. 0.36 bn
Expanding the Medical Supplies Management Information Systems (MIMIS) up to Divisional Hospitals - Medical Supplies Division "Swastha"	-	Rs. 0.07 bn



Rs. 0.19 bn
Achieving Quality,
Equity, and Excellence
in Education

Digital Education Infrastructure Maintenance Programme	-	Rs. 0.12 bn
E-Thaksalawa	-	Rs. 0.07 bn



Rs. 1.37 bn
Safe, Efficient,
Eco-friendly and,
Sustainable
Transport Services

E - Motoring	-	Rs. 0.85 bn
Implementation of Electronic system to control Traffic violation	-	Rs. 0.50 bn



Rs. 0.025 bn
Support the Aspiration
of Decent and
Comfortable Living

Acquisition of software to Ministry of Urban Development	-	Rs. 0.025
--	---	-----------



Rs. 0.55 bn
Productive, Modernized and
Sustainable Agriculture to
Enhance Country's Food and
Nutrient Security

Land Information Services System in Sri Lanka (LISS)	-	Rs. 0.45 bn
Software maintenance of Agrarian Development Department	-	Rs. 0.12 bn
State Land Information Management System (e-slim)	-	Rs. 0.022 bn




Rs. 2.17 bn
Commitment towards a
Peaceful and Fair Society

e-NIC Project	-	Rs. 2.0 bn
Digitalization of Terrestrial Television Broadcasting Project	-	Rs. 0.15 bn
Development of software in prisons	-	Rs. 0.10 bn
Establishment of a Digital Repository	-	Rs. 0.065 bn

Rs. 15.77 bn
People Friendly
Public Service



Sri Lanka Computer Emergency Readiness Team (SL CERT)	-	Rs. 0.75 bn
Information and Communication Technology Agency of Sri Lanka (ICTA)	-	Rs. 0.67 bn
Information and Communication Technology Development Projects Implemented by Ministry	-	Rs. 0.07 bn
Data Protection Authority (DPA)	-	Rs. 0.16 bn
Coordination of Sri Lanka Unique Digital Identity Project (SL-UDI)	-	Rs. 0.20 bn
Implementation of Digitalization Strategies	-	Rs. 1.5 bn
Revenue Administration Management Information System(RAMIS)	-	Rs. 5.2 bn
Maintenance of ASYCUDA IT System	-	Rs. 0.15 bn
Development and Implementation of a Risk Management Software in Sri Lanka Customs	-	Rs. 0.10 bn
e-Grama Niladari Project to Enhance the ICT usage among Grass Root level	-	Rs. 0.43 bn
e-land Project, Software Development	-	Rs. 0.24 bn
e-Government Procurement Project	-	Rs. 0.40 bn
Oracle Exudate System	-	Rs. 0.57 bn
Excise Revenue Management System (EDSL)	-	Rs. 0.40 bn
Rolling out of ITMIS Programme to expenditure units	-	Rs. 0.52 bn
Transforming Local Administrative Data Collection Systems for SDG Acceleration	-	Rs. 0.19 bn
Establishment of IT Master Plan on Tax Administration and Implementation of e-Tax System for Colombo Municipal Council Project in Sri Lanka	-	Rs. 0.16 bn
Establishment of a Data Base for Local Authorities	-	Rs. 0.052 bn
Establishment of a Business Incubator Center in Jaffna	-	Rs. 0.07 bn



Maintenance, Rehabilitation and Improvement of Infrastructure



Maintenance, rehabilitation and improvement of infrastructure means the ongoing process of preserving, restoring, and increasing the functionality and lifespan of existing infrastructure assets such as roads, bridges, buildings, tanks, and other utilities through regular upkeep, targeted repairs, and upgrades to address deterioration and improve performance over time. It is highly important to enhance economic growth, safety and quality of life. Annually, the Government allocates significant amount of money to different Ministries and institutions for the above purpose.








In 2025, Budget Estimates, around **Rs. 254.6 billion** has been allocated to the above purpose. The breakdown of this allocation by sectors is as follows.


	Total	Maintenance	Rehabilitation
	Rs. bn	Rs. bn	& improvement Rs. bn
 Healthier Life Towards a Healthier Society	45.65	4.50	41.15
 Achieving Quality, Equity, and Excellence in Education	21.23	6.12	15.11
 Safe, Efficient, Eco-friendly and, Sustainable Transport Services	71.06	8.50	62.56
 Support the aspiration of decent and comfortable living	1.13	0.39	0.74
 Productive, Modernized and Sustainable Agriculture to Enhance Country's Food and Nutrient Security	22.13	2.93	19.20
 Towards an evergreen life	0.54	0.24	0.30
 Commitment towards a peaceful and fair society	13.75	3.62	10.13
 National Security	33.18	5.16	28.02
 Economic Services and Entrepreneurship	3.31	0.47	2.84
 People friendly public service delivery	42.34	9.94	32.40
 A universal Social Protection System	0.26	0.13	0.13

**Rs. 255 bn
for
2025**

Key Sub- Sectors of Maintenance, Rehabilitation & Improvement

**Rs. 190 bn
for
2025**

		Maintenance Rs. bn	Rehabilitation & improvement Rs. bn
	Rs. 54.76 bn Roads & Bridges	8.12	46.64
	Rs. 14.21 bn Agriculture	0.45	13.76
	Rs. 7.02 bn Irrigation	2.14	4.87
	Rs. 16.13 bn Railway	0.27	15.86
	Rs. 44.41 bn Hospitals	4.40	40.01
	Rs. 20.21 bn Schools	6.01	14.2
	Rs. 33.17 bn Tri-Forces	5.16	28.01



Research & Development- Rs. 21 bn

Research and development produces new knowledge and develop innovative solutions to address social and economic challenges in the country. This is also a cross cutting initiative and spreads in different sectors of the economy. Different public institutions conduct various initiatives respective to their sectors. In 2025 Budget Estimates, around **Rs. 20.90 billion** has been allocated for research and development activities under different Ministries and Agencies.



Key Research Institutes and Proposed Expenditure

Rubber Research Institute	Rs. 0.49 bn
Tea Research Institute	Rs. 0.7 bn
Coconut Research Institute	Rs. 0.45 bn
Sugarcane Research Institute	Rs. 0.39 bn
Sri Lanka Council for Agricultural Research Policy	Rs. 0.16 bn
Institute of Post Harvest Technology	Rs. 0.18 bn
Social and economic research by Hector Kobbekaduwa Agrarian Research and Training Institute	Rs. 0.2 bn
Research of National Aquatic Resources Research and Development Agency (NARA)	Rs. 0.8 bn
Industrial Technology Institute	Rs. 0.75 bn
Arthur C.Clarke Centre for Modern Technology	Rs. 0.29 bn
National Science Foundation	Rs. 0.66 bn
National Institute of Fundamental Studies	Rs. 0.54 bn
National Engineering Research and Development Centre	Rs. 0.52 bn
Gem and Jewellery Research and Training	Rs. 0.12 bn
National Research Council	Rs. 0.28 bn
National Innovation Agency	Rs. 0.1 bn
Equity for Sri Lanka Institute of Nanotechnology (Pvt) Ltd	Rs. 0.2 bn
Equity for Sri Lanka Institute of Biotechnology (Pvt) Ltd	Rs. 0.85 bn
Center for Research and Development	Rs. 0.1 bn

Key Research Activities

Climate Smart Irrigated Agriculture Project	Rs. 1.2 bn
National Seed Production and Purchasing Programme	Rs. 1.2 bn
Accelerated Seed Farms Development Programme	Rs. 0.6 bn
Livestock Breeding Project	Rs. 0.2 bn
Science & Technology Human Resource Development –	Rs. 0.74 bn
Census of Population & Housing	Rs. 0.8 bn
Plantation Sector Research and Development	Rs. 0.5 bn
Research and Education Capacity Improvement in Dry Zone Agriculture	Rs. 0.1 bn
Cadastral Surveys in the Plantation Sector	Rs. 0.1 bn
Research Allowance for Universities and other Research Activities conducted by Universities	Rs. 3.25 bn
Medical Research by Ministry of Health	Rs. 0.76 bn
Small Scale Agriculture Research Project	Rs. 0.14 bn
Research under Agriculture Sector Modernization Project	Rs. 1.27 bn
Implementation of Livestock Research	Rs. 0.1 bn
Increase Liquid Milk Production	Rs. 0.1 bn
Enhanced Transparency Framework for Agriculture, Forestry and other land use sectors	Rs. 0.1 bn