



Parliamentary Election - 2024/11/14
Postal Vote Result





Electoral District : 9 - Hambantota


#	Name of the Party / Independent Group	Party Abbreviation	Votes Obtained	Percentage
1	New Independent Front	NIF	20	0.09 %
2	United National Alliance	UNA	28	0.13 %
3	People's Struggle Alliance	PSA	70	0.32 %
4	Jana Setha Peramuna	JSP	9	0.04 %
5	Jathika Jana Balawegaya	NPP	17,326	79.93 %
6	National Democratic Front	JPF	17	0.08 %
7	Jathika Sangwardhena Peramuna	JSWP	17	0.08 %
8	Devana Parapura	DP	50	0.23 %
9	Patriotic People's Power	PPP	1	0.00 %
10	New Democratic Front	NDF	774	3.57 %
11	Democratic United National Front	DUNF	2	0.01 %
12	Democratic Left Front	DLF	63	0.29 %
13	Sri Lanka Podujana Peramuna	SLPP	1,293	5.97 %
14	Socialist Party of Sri Lanka	SLSP	2	0.01 %
15	Samagi Jana Balawegaya	SJB	1,623	7.49 %
16	Sarvajana Balaya	SB	188	0.87 %
17	Independent Group 1	IND01-09	99	0.46 %
18	Independent Group 2	IND02-09	36	0.17 %
19	Independent Group 3	IND03-09	2	0.01 %
20	Independent Group 4	IND04-09	5	0.02 %
21	Independent Group 5	IND05-09	6	0.03 %
22	Independent Group 6	IND06-09	4	0.02 %
23	Independent Group 7	IND07-09	4	0.02 %
24	Independent Group 8	IND08-09	30	0.14 %
25	Independent Group 9	IND09-09	7	0.03 %

#	Name of the Party / Independent Group	Party Abbreviation	Votes Obtained	Percentage
			Total Number of Valid Votes :	21,676 97.43 %
			Number of Rejected Votes :	572 2.57 %
			Number of Votes Polled :	22,248 98.08 %
			Number of Registered Electors :	22,684 -

Date : 2024/11/14
Time : 11/05


R.M.A.L. Rathnayake
Chairman
(on behalf of Election Commission)

 Issued to media by the
Department of Government Information


H.S.K.J. Bandara
Director General of Government Information