




Hector Kobbekaduwa Agrarian Research and Training Institute
Data Management Division
(Wholesale Prices of Rice & Subsidiary Food Crops)



2024.10.11

Item	Pettah				Marandagamula			
	Range	Average		Change *	Range	Average		Change *
	2024.10.11	2024.10.11	2024.10.10		2024.10.11	2024.10.11	2024.10.10	
Rice (Rs/kg)								
Samba 1	225.00 - 230.00	227.60	227.00	0.60	225.00 - 230.00	228.40	228.20	0.20
Samba 2	218.00 - 220.00	219.33	219.33	0.00	214.00 - 220.00	216.40	217.80	-1.40
Keeri Samba	240.00 - 260.00	250.00	250.00		245.00 - 259.00	253.20	253.20	
Nadu 1	218.00 - 220.00	219.20	219.20		216.00 - 220.00	218.40	217.40	1.00
Nadu 2	212.00 - 215.00	214.00	214.00		212.00 - 214.00	212.60	213.00	-0.40
Raw red	205.00 - 210.00	207.60	207.00	0.60	206.00 - 208.00	207.40	206.80	0.60
Raw White	205.00 - 210.00	208.60	208.60		208.00 - 210.00	209.20	208.40	0.80
Imported Rice								
Ponne Samba	275.00 - 280.00	277.50	277.50		-			
Nadu	-				-			
Raw White	-				-			
Raw red								
Subsidiary Food Crops								
Dried Chillies (Rs/Kg)								
Imported	650.00 - 750.00	690.00	720.00	-30.00				
Local								
Onion (Rs/Kg)								
Sinnan	150.00 - 230.00	198.00	192.00	6.00				
Vedalan	280.00 - 360.00	312.00	312.00					
Imported	-							
Big Onion								
Imported	180.00 - 260.00	212.00	212.00					
Local	230.00 - 260.00	248.00	248.00					
Potatoes (Rs/Kg)								
Welimada	200.00 - 210.00	204.00	188.00	16.00				
Nuwaraeliya	220.00 - 230.00	224.00	236.00	-12.00				
Imported	145.00 - 170.00	155.00	159.00	-4.00				
Pulses (Rs/Kg)								
Green Gram	600.00 - 700.00	640.00	670.00	-30.00				
Cowpea	620.00 - 730.00	664.00	672.00	-8.00				
Red Dhal	275.00 - 280.00	277.00	278.00	-1.00				
Consumption Item(Rs/Kg)								
Sugar(White)	230.00 - 233.00	231.50	233.50	-2.00				
Wheat Flour	140.00 - 150.00	145.00	147.50	-2.50				
Eggs (Rs/Egg)								
Brown	42.00 - 44.00	43.00	43.00					
White	39.00 - 41.00	40.00	40.00					


Data Management Division
Hector Kobbekaduwa Agrarian
Research and Training Institute
P.O. Box 1522
Colombo.



Hector Kobbekaduwa Agrarian Research and Training Institute Data Management Division



Variety	11/10/2024	11/10/2024	11/10/2024	10/10/2024	11/10/2024	11/10/2024	11/10/2024	11/10/2024	11/10/2024	10/10/2024
	Peliyagoda Market	Kandy Market	Dambulla Market	Meegoda Market	Norochchole Market	Thambuththegama Market	Keppetipola Market	Nuwaraeliya Market	Bandarawela Market	Veyangoda Market
Up Country Vegetable										
Beans	200 - 300	250 - 270	250 - 280	-	-	280 - 330	200 - 250	200 - 250	270 - 300	230 - 270
Carrot	60 - 100	70 - 80	80 - 100	-	-	100 - 120	50 - 60	70 - 80	60 - 70	90 - 120
Leeks	100 - 150	120 - 130	140 - 160	-	-	160 - 180	80 - 100	120 - 130	110 - 120	130 - 180
Beet root	60 - 90	60 - 70	55 - 65	-	30 - 50	60 - 80	-	-	90 - 100	75 - 100
Beet root (N Eliya)	-	90 - 100	70 - 80	-	-	-	60 - 80	80 - 90	-	-
Knolkhol	60 - 90	70 - 80	80 - 100	-	-	100 - 130	80 - 100	70 - 90	70 - 80	90 - 130
Raddish	40 - 70	40 - 60	30 - 40	-	15 - 30	50 - 60	35 - 45	50 - 70	40 - 50	70 - 100
Cabbage (N'Eliya)	-	90 - 100	110 - 120	-	-	150 - 180	40 - 50	80 - 90	-	-
Cabbage (Kandy)	60 - 100	50 - 80	80 - 100	-	90 - 100	-	-	-	60 - 70	120 - 160
Tomato	180 - 220	150 - 180	180 - 200	-	-	160 - 200	155 - 165	160 - 170	180 - 200	180 - 230
Low country Vegetable										
Ladies Fingers	80 - 120	90 - 100	60 - 70	-	60 - 80	60 - 80	-	-	90 - 100	90 - 120
Brinjals	100 - 150	50 - 80	80 - 100	-	-	80 - 130	50 - 60	-	60 - 80	90 - 140
Capsicum	380 - 500	480 - 500	400 - 450	-	220 - 300	350 - 500	400 - 450	450 - 480	460 - 540	400 - 500
Pumpkin	70 - 90	70 - 90	80 - 90	-	50 - 60	70 - 120	45 - 55	-	80 - 100	75 - 100
Cucumber	60 - 80	60 - 80	70 - 80	-	30 - 50	60 - 80	60 - 70	-	70 - 80	70 - 110
Bitter Gourd	180 - 250	300 - 320	280 - 350	-	280 - 280	300 - 380	-	-	300 - 340	300 - 350
Snake Gourd	160 - 200	150 - 180	140 - 160	-	110 - 110	100 - 130	-	-	150 - 170	160 - 190
Drumstick	220 - 350	200 - 300	-	-	180 - 200	250 - 350	-	-	-	-
Luffa	140 - 180	130 - 150	100 - 120	-	150 - 200	100 - 150	-	-	180 - 200	160 - 200
Long Beans	120 - 150	140 - 150	130 - 160	-	100 - 130	140 - 200	-	-	140 - 150	120 - 160
Ash Plantains	100 - 160	130 - 150	130 - 150	-	120 - 150	120 - 150	-	-	-	160 - 180
Green Chillies	150 - 220	220 - 260	260 - 300	-	200 - 210	180 - 250	250 - 300	-	250 - 280	220 - 280
Lime	400 - 500	450 - 470	400 - 450	-	-	300 - 350	-	-	450 - 500	430 - 500
Sweet Potatoe	80 - 100	60 - 80	45 - 60	-	-	80 - 100	90 - 100	-	70 - 90	70 - 90
Manioc	100 - 120	70 - 90	50 - 60	-	80 - 100	60 - 80	80 - 100	-	-	100 - 120
Eggplant	130 - 150	130 - 150	140 - 160	-	130 - 140	100 - 150	-	-	200 - 220	170 - 210
Potato(Imported)	145 - 170	160 - 180	150 - 170	-	-	170 - 185	-	-	160 - 180	155 - 180
Potato (Welimada)	200 - 210	180 - 200	160 - 170	-	-	-	180 - 200	-	180 - 200	190 - 210
Potato (Nuwaraeliya)	220 - 230	210 - 220	-	-	-	-	-	230 - 240	-	250 - 270
B'Onion Imported	180 - 260	200 - 260	180 - 250	-	-	195 - 270	210 - 280	-	195 - 270	175 - 260
Big-onion Local	230 - 260	220 - 260	200 - 250	-	-	180 - 250	260 - 270	-	250 - 260	235 - 260
Banana										
Ambul(Rs/Kg)	100 - 120	130 - 150								-
Kolikuttu	230 - 280	320 - 330								-
Seeni	120 - 130	90 - 130								-
Anamalu (Rs/Fruits)	29 - 32	-								-
Papaya (Rs/Kg)	70 - 100	100 - 110								-
Passion Fruits(Rs/Fruit)	35 - 50									-
Other Fruits (Rs/Fruit)										
Pineapple - Large	455 - 520									-
- Medium	350 - 400									-
- Small	280 - 320									-
Mango - Betti	43 - 50									-
- Karathakol	167 - 200									-
Woodapple	16 - 20									-
Avocado	118 - 168									-
Orange	70 - 80									-




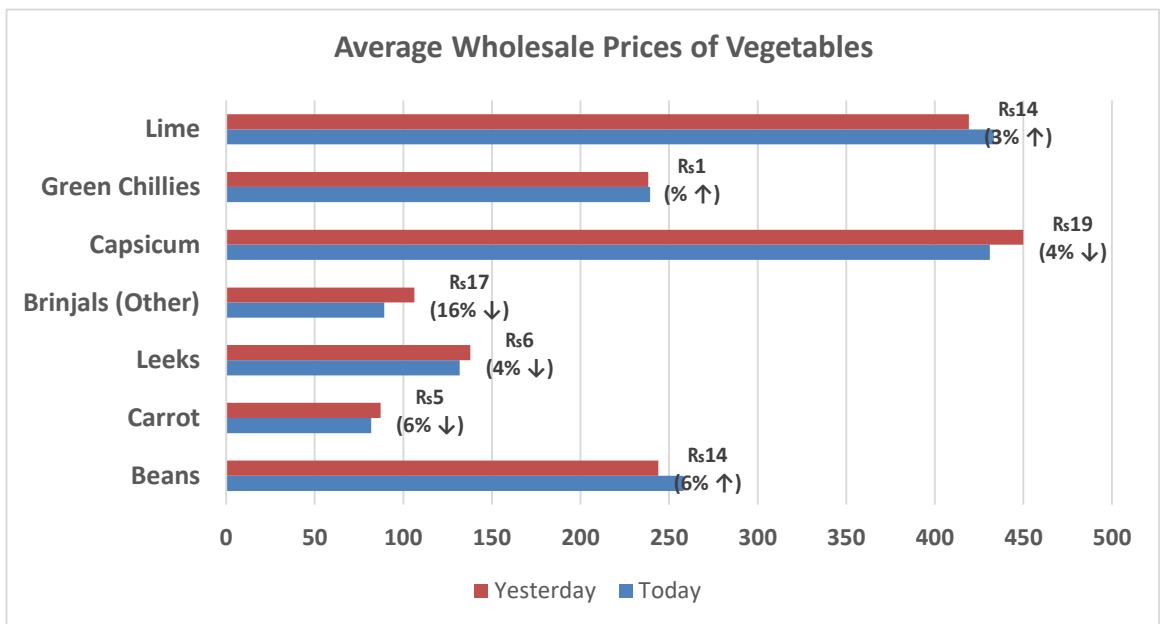
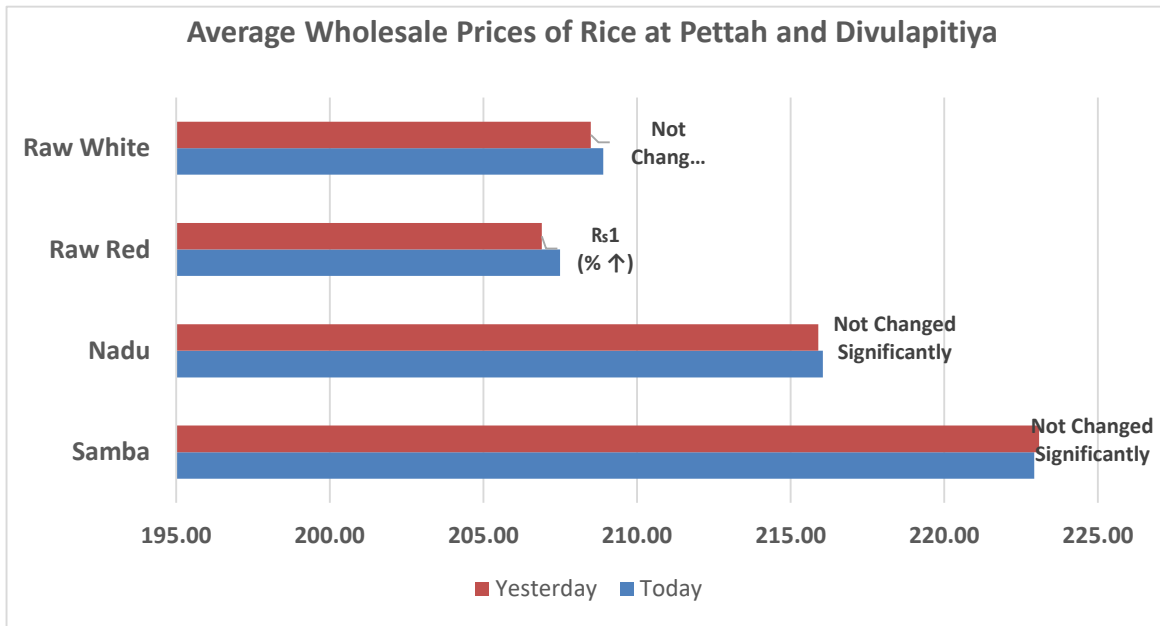
හෙක්ටර් කොබ්බෑකඩුව ගොවිකටයුතු පර්යේෂණ හා පුහුණු කිරීමේ ආයතනය
Hector Kobbekaduwa Agrarian Research and Training Institute
 දත්ත කළමනාකරණ අංශය
 තොග මිල ගණන් (කිලෝවකට රුපියල්)
Wholesale Prices (Rs/Kg)

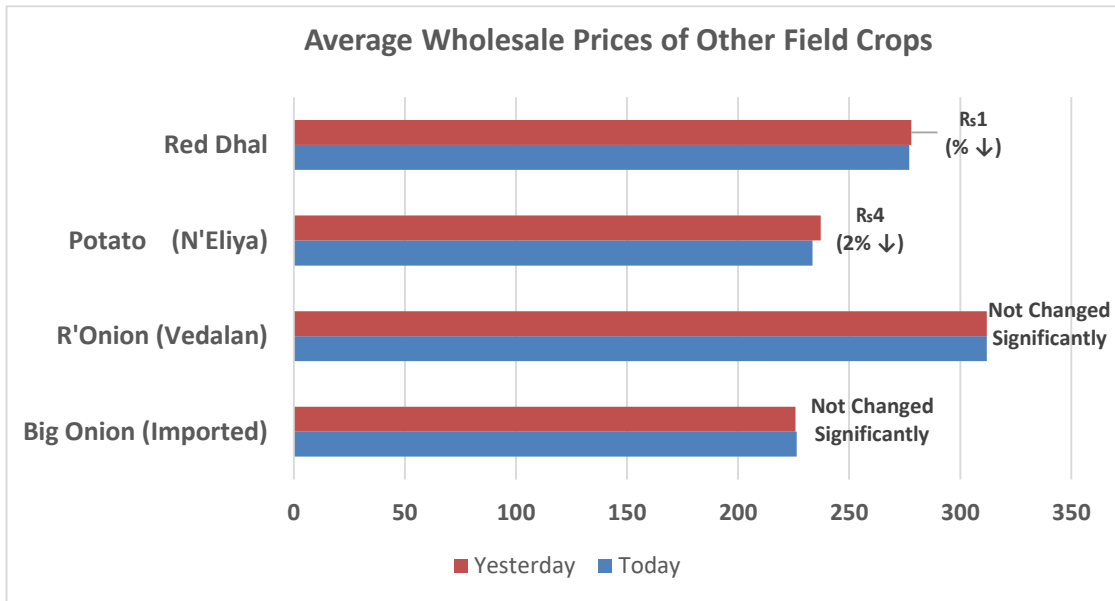



වර්ගය	11/10/2024	11/10/2024	11/10/2024	10/10/2024	11/10/2024	11/10/2024	11/10/2024	11/10/2024	11/10/2024	10/10/2024
	පැලියගොඩ වෙළඳපොළ	මහනුවර වෙළඳපොළ	දඹුල්ල වෙළඳපොළ	මීගොඩ වෙළඳපොළ	නොරොච්චෝලේ වෙළඳපොළ	තඹුන්තෙම වෙළඳපොළ	කැපපට්ටොළ වෙළඳපොළ	නුවරඑළිය වෙළඳපොළ	බණ්ඩාරවෙල වෙළඳපොළ	වෙයන්ගොඩ වෙළඳපොළ
උඩරට එළවළු										
බෝංචි	200 - 300	250 - 270	250 - 280	-	-	280 - 330	200 - 250	200 - 250	270 - 300	230 - 270
කැරට	60 - 100	70 - 80	80 - 100	-	-	100 - 120	50 - 60	70 - 80	60 - 70	90 - 120
ලීක්ස්	100 - 150	120 - 130	140 - 160	-	-	160 - 180	80 - 100	120 - 130	110 - 120	130 - 180
බීටරුව	60 - 90	60 - 70	55 - 65	-	30 - 50	60 - 80	-	-	90 - 100	75 - 100
බීටරුව (නුවරඑළිය)	-	90 - 100	70 - 80	-	-	-	60 - 80	80 - 90	-	-
නෝකෝල්	60 - 90	70 - 80	80 - 100	-	-	100 - 130	80 - 100	70 - 90	70 - 80	90 - 130
රාබු	40 - 70	40 - 60	30 - 40	-	15 - 30	50 - 60	35 - 45	50 - 70	40 - 50	70 - 100
ගෝවා (නුවරඑළිය)	-	90 - 100	110 - 120	-	-	150 - 180	40 - 50	80 - 90	-	-
ගෝවා (නුවර)	60 - 100	50 - 80	80 - 100	-	90 - 100	-	-	-	60 - 70	120 - 160
තක්කාලි	180 - 220	150 - 180	180 - 200	-	-	160 - 200	155 - 165	160 - 170	180 - 200	180 - 230
පහතරට එළවළු										
බණ්ඩක්කා	80 - 120	90 - 100	60 - 70	-	60 - 80	60 - 80	-	-	90 - 100	90 - 120
වමච්චු	100 - 150	50 - 80	80 - 100	-	-	80 - 130	50 - 60	-	60 - 80	90 - 140
මාළු මිරිස්	380 - 500	480 - 500	400 - 450	-	220 - 300	350 - 500	400 - 450	450 - 480	460 - 540	400 - 500
වට්ටක්කා	70 - 90	70 - 90	80 - 90	-	50 - 60	70 - 120	45 - 55	-	80 - 100	75 - 100
පිපිඤ්ඤා	60 - 80	60 - 80	70 - 80	-	30 - 50	60 - 80	60 - 70	-	70 - 80	70 - 110
කරවිල	180 - 250	300 - 320	280 - 350	-	280 - 280	300 - 380	-	-	300 - 340	300 - 350
පනෝල	160 - 200	150 - 180	140 - 160	-	110 - 110	100 - 130	-	-	150 - 170	160 - 190
මුරුගා	220 - 350	200 - 300	-	-	180 - 200	250 - 350	-	-	-	-
වැටකොළ	140 - 180	130 - 150	100 - 120	-	150 - 200	100 - 150	-	-	180 - 200	160 - 200
මැකරල්	120 - 150	140 - 150	130 - 160	-	100 - 130	140 - 200	-	-	140 - 150	120 - 160
අළු කෙසෙල්	100 - 160	130 - 150	130 - 150	-	120 - 150	120 - 150	-	-	-	160 - 180
අඹු මිරිස්	150 - 220	220 - 260	260 - 300	-	200 - 210	180 - 250	250 - 300	-	250 - 280	220 - 280
දෙහි	400 - 500	450 - 470	400 - 450	-	-	300 - 350	-	-	450 - 500	430 - 500
බතල	80 - 100	60 - 80	45 - 60	-	-	80 - 100	90 - 100	-	70 - 90	70 - 90
මඤ්ඤොක්කා	100 - 120	70 - 90	50 - 60	-	80 - 100	60 - 80	80 - 100	-	-	100 - 120
එළබඩු	130 - 150	130 - 150	140 - 160	-	130 - 140	100 - 150	-	-	200 - 220	170 - 210
අර්තාපල් (ආනයනික)	145 - 170	160 - 180	150 - 170	-	-	170 - 185	-	-	160 - 180	155 - 180
අර්තාපල් (වැලිමඩ)	200 - 210	180 - 200	160 - 170	-	-	-	180 - 200	-	180 - 200	190 - 210
අර්තාපල් (නුවරඑළිය)	220 - 230	210 - 220	-	-	-	-	-	230 - 240	-	250 - 270
ලොකුඑළුණු (ආනයනික)	180 - 260	200 - 260	180 - 250	-	-	195 - 270	210 - 280	-	195 - 270	175 - 260
ලොකුඑළුණු දේශීය	230 - 260	220 - 260	200 - 250	-	-	180 - 250	260 - 270	-	250 - 260	235 - 260
කෙසෙල්										
ඇඹුල් (කිලෝවකට)	100 - 120	130 - 150								-
කෝලිකුටු (කිලෝවකට)	230 - 280	320 - 330								-
සිනි (කිලෝවකට)	120 - 130	90 - 130								-
ආනමාළු (එකකට රු.)	29 - 32	-								-
ගස්ලබු (කිලෝවකට)	70 - 100	100 - 110								-
වැල්දොඩම් (එකකට රු.)	35 - 50									-
පළතුරු (එකකට රු.)										
අන්තය - ලොකු ප්‍රමාණය	455 - 520									
- මධ්‍යම ප්‍රමාණය	350 - 400									-
- කුඩා ප්‍රමාණය	280 - 320									-
අඹ - බෙට්ටි	43 - 50									
- කර්තකොලොම්බන්	167 - 200									-
දිවුල්	16 - 20									-
අලිපේර	118 - 168									-
දොඩම්	70 - 80									-

Note:
 Usually, the price collection for Veyangoda and Meegoda wholesale markets is done the previous day between 6.00 pm and 8.30 pm, and for all other wholesale markets, the price collection is done between 7.00 am and 2.00 pm.


 Data Management Division
 Hector Kobbekaduwa Agrarian
 Research and Training Institute
 P.O. Box 1522
 Colombo.






 Data Management Division
 Hector Kobbekaduwa Agrarian
 Research and Training Institute
 P.O. Box 1522
 Colombo.

