



**Hector Kobbekaduwa Agrarian Research and Training Institute**  
**Data Management Division**  
(Wholesale Prices of Rice & Subsidiary Food Crops)



2024.10.08

Item	Pettah				Marandagamula			
	Range	Average		Change *	Range	Average		Change *
	2024.10.08	2024.10.08	2024.10.07		2024.10.08	2024.10.08	2024.10.07	
<b>Rice (Rs/kg)</b>								
Samba 1	225.00 - 230.00	228.00	227.00	1.00	224.00 - 230.00	227.60	227.00	0.60
Samba 2	218.00 - 228.00	221.50	219.50	2.00	214.00 - 220.00	217.20	217.00	0.20
Keeri Samba	240.00 - 260.00	250.00	250.00		245.00 - 258.00	251.40	251.60	-0.20
Nadu 1	218.00 - 220.00	219.60	219.20	0.40	216.00 - 220.00	218.40	218.20	0.20
Nadu 2	212.00 - 215.00	214.00	214.00		212.00 - 214.00	213.20	212.60	0.60
Raw red	203.00 - 210.00	206.60	208.00	-1.40	206.00 - 208.00	207.40	207.20	0.20
Raw White	205.00 - 210.00	207.60	208.60	-1.00	205.00 - 209.00	207.40	206.80	0.60
<b>Imported Rice</b>								
Ponne Samba	275.00 - 280.00	277.50	277.50		-			
Nadu	-				-			
Raw White	-				-			
Raw red								
<b>Subsidiary Food Crops</b>								
<b>Dried Chillies (Rs/Kg)</b>								
Imported	700.00 - 750.00	720.00	720.00					
Local								
<b>Onion (Rs/Kg)</b>								
Sinnan	150.00 - 220.00	178.00	190.00	-12.00				
Vedalan	300.00 - 350.00	320.00	336.00	-16.00				
Imported	-							
<b>Big Onion</b>								
Imported	165.00 - 270.00	207.00	232.00	-25.00				
Local	250.00 - 275.00	260.00	248.00	12.00				
<b>Potatoes (Rs/Kg)</b>								
Welimada	180.00 - 190.00	184.00	204.00	-20.00				
Nuwaraeliya	220.00 - 230.00	226.00	234.00	-8.00				
Imported	145.00 - 175.00	163.00	164.00	-1.00				
<b>Pulses (Rs/Kg)</b>								
Green Gram	600.00 - 700.00	640.00	690.00	-50.00				
Cowpea	650.00 - 750.00	710.00	710.00					
Red Dhal	270.00 - 280.00	274.00	278.00	-4.00				
<b>Consumption Item(Rs/Kg)</b>								
Sugar(White)	232.00 - 235.00	233.50	233.50					
Wheat Flour	140.00 - 145.00	142.50	142.50					
<b>Eggs (Rs/Egg)</b>								
Brown	42.00 - 44.00	43.00	39.00	4.00				
White	39.00 - 41.00	40.00	36.50	3.50				

Data Management Division  
Hector Kobbekaduwa Agrarian  
Research and Training Institute  
P.O. Box 1522  
Colombo.



## Hector Kobbekaduwa Agrarian Research and Training Institute Data Management Division



Variety	8/10/2024	8/10/2024	8/10/2024	7/10/2024	8/10/2024	8/10/2024	8/10/2024	8/10/2024	8/10/2024	7/10/2024
	Peliyagoda Market	Kandy Market	Dambulla Market	Meegoda Market	Norochchole Market	Thambuththegama Market	Keppetipola Market	Nuwaraeliya Market	Bandarawela Market	Veyangoda Market
<b>Up Country Vegetable</b>										
Beans	220 - 300	250 - 300	220 - 300	360 - 400	-	330 - 360	200 - 250	220 - 260	270 - 320	300 - 380
Carrot	80 - 100	90 - 100	80 - 90	90 - 130	-	100 - 120	60 - 80	90 - 100	80 - 90	100 - 120
Leeks	120 - 160	120 - 130	120 - 150	150 - 180	-	160 - 180	120 - 130	140 - 150	110 - 130	140 - 160
Beet root	70 - 100	80 - 90	55 - 70	80 - 100	50 - 70	80 - 90	-	-	90 - 110	80 - 110
Beet root (N Eliya)	-	100 - 120	75 - 90	-	-	-	80 - 100	80 - 100	-	-
Knolkhol	80 - 100	80 - 90	70 - 100	110 - 130	-	100 - 120	60 - 80	70 - 90	90 - 100	110 - 150
Raddish	50 - 60	50 - 60	40 - 50	80 - 100	20 - 30	70 - 80	40 - 50	50 - 70	35 - 45	70 - 80
Cabbage (N'Eliya)	-	110 - 120	120 - 130	100 - 150	-	160 - 180	50 - 70	100 - 120	-	-
Cabbage (Kandy)	100 - 120	70 - 90	80 - 100	-	100 - 150	-	-	-	80 - 90	140 - 170
Tomato	230 - 260	180 - 200	150 - 200	220 - 260	150 - 180	150 - 180	180 - 200	170 - 200	180 - 210	200 - 240
<b>Low country Vegetable</b>										
Ladies Fingers	100 - 140	90 - 100	70 - 80	100 - 130	100 - 120	70 - 100	-	-	100 - 110	90 - 120
Brinjals	120 - 150	80 - 120	80 - 120	120 - 140	-	100 - 150	70 - 80	-	80 - 90	120 - 180
Capsicum	400 - 550	400 - 450	380 - 450	450 - 530	280 - 350	400 - 480	500 - 550	500 - 540	480 - 520	350 - 500
Pumpkin	50 - 70	70 - 90	70 - 80	65 - 90	30 - 40	50 - 65	70 - 80	-	70 - 80	65 - 90
Cucumber	80 - 100	80 - 90	80 - 100	70 - 100	40 - 60	60 - 80	80 - 100	-	80 - 90	80 - 110
Bitter Gourd	280 - 320	300 - 330	280 - 340	300 - 350	180 - 280	280 - 350	-	-	300 - 330	320 - 350
Snake Gourd	150 - 160	180 - 200	140 - 160	160 - 180	100 - 120	130 - 170	-	-	160 - 170	170 - 190
Drumstick	300 - 450	300 - 350	-	-	250 - 280	-	-	-	-	-
Luffa	180 - 200	200 - 240	120 - 140	170 - 250	160 - 220	120 - 150	-	-	180 - 200	180 - 220
Long Beans	150 - 180	130 - 150	140 - 180	150 - 200	80 - 130	150 - 250	-	-	150 - 160	120 - 170
Ash Plantains	100 - 150	130 - 160	130 - 160	160 - 180	130 - 150	130 - 160	-	-	-	150 - 180
Green Chillies	200 - 250	230 - 250	180 - 220	220 - 250	180 - 220	200 - 250	220 - 250	-	230 - 250	220 - 280
Lime	350 - 400	430 - 450	390 - 450	460 - 500	-	280 - 350	-	-	-	400 - 500
Sweet Potatoe	80 - 100	70 - 90	40 - 55	60 - 80	-	60 - 70	90 - 100	-	70 - 90	70 - 100
Manioc	80 - 100	80 - 90	45 - 60	90 - 100	70 - 80	70 - 80	80 - 100	-	-	100 - 120
Eggplant	150 - 180	150 - 170	150 - 160	190 - 230	130 - 140	120 - 150	-	-	180 - 200	180 - 210
Potato(Imported)	145 - 175	160 - 180	150 - 170	160 - 175	-	150 - 185	-	-	165 - 180	150 - 180
Potato (Welimada)	180 - 190	190 - 200	170 - 180	190 - 220	-	-	170 - 200	-	180 - 190	190 - 220
Potato (Nuwaraeliya)	220 - 230	220 - 230	-	230 - 250	-	-	-	230 - 240	-	-
B'Onion Imported	165 - 270	190 - 260	200 - 250	195 - 260	-	200 - 265	185 - 265	-	195 - 275	185 - 250
Big-onion Local	250 - 275	220 - 260	220 - 250	240 - 265	-	150 - 240	250 - 250	-	245 - 260	235 - 250
<b>Banana</b>										
Ambul(Rs/Kg)	100 - 120	130 - 150	-	-	-	-	-	-	-	-
Kolikuttu	230 - 250	340 - 350	-	-	-	-	-	-	-	-
Seeni	120 - 130	100 - 130	-	-	-	-	-	-	-	-
Anamalu (Rs/Fruits)	28 - 34	-	-	-	-	-	-	-	-	-
Papaya (Rs/Kg)	80 - 140	140 - 150	-	-	-	-	-	-	-	-
Passion Fruits(Rs/Fruit)	50 - 55	-	-	-	-	-	-	-	-	-
<b>Other Fruits (Rs/Fruit)</b>										
Pineapple - Large	500 - 550	-	-	-	-	-	-	-	-	-
- Medium	400 - 450	-	-	-	-	-	-	-	-	-
- Small	300 - 350	-	-	-	-	-	-	-	-	-
Mango - Betti	42 - 50	-	-	-	-	-	-	-	-	-
- Karathakol	150 - 170	-	-	-	-	-	-	-	-	-
Woodapple	20 - 24	-	-	-	-	-	-	-	-	-
Avocado	100 - 120	-	-	-	-	-	-	-	-	-
Orange	60 - 70	-	-	-	-	-	-	-	-	-




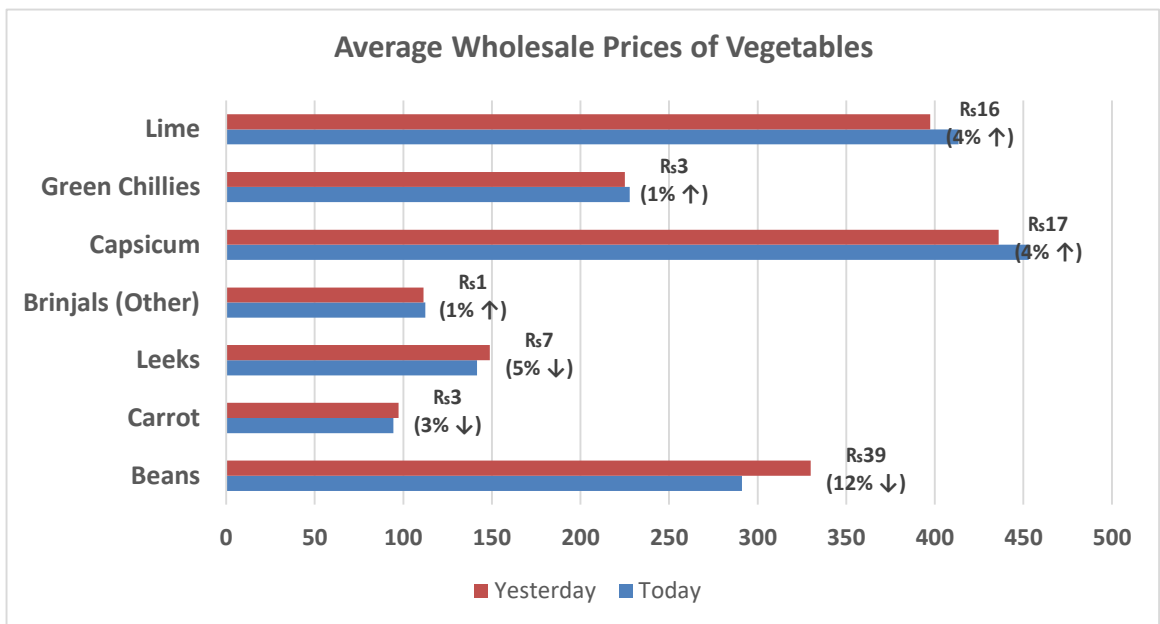
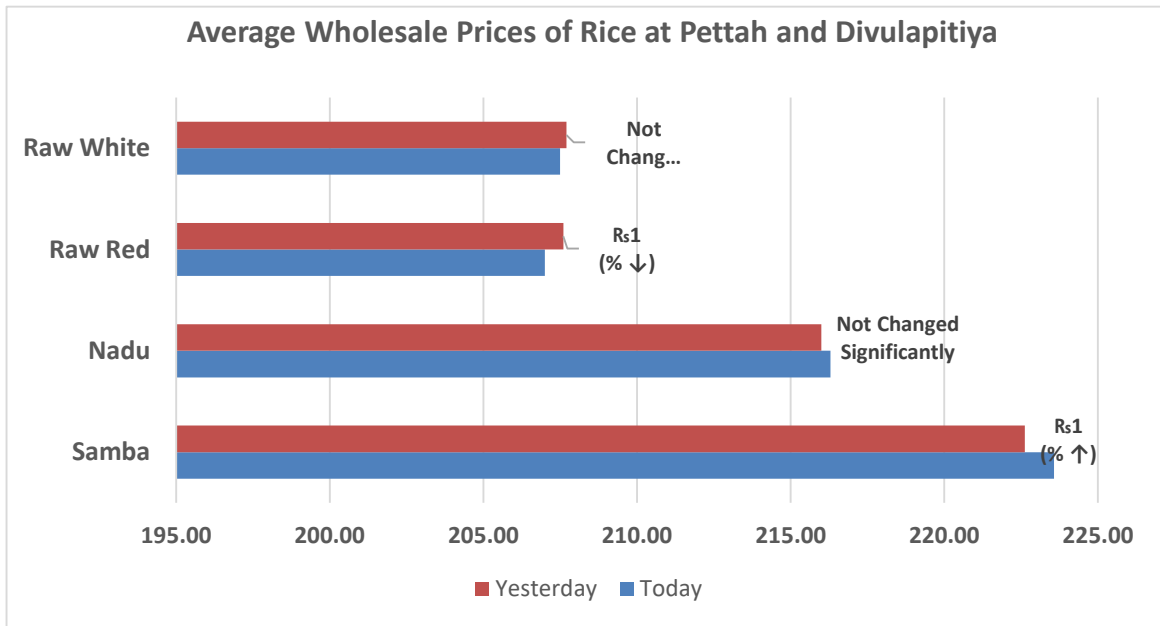
හෙක්ටර් කොබ්බෑකඩුව ගොවිකටයුතු පර්යේෂණ හා පුහුණු කිරීමේ ආයතනය  
**Hector Kobbekaduwa Agrarian Research and Training Institute**  
 දත්ත කළමනාකරණ අංශය  
 තොග මිල ගණන් (කිලෝවකට රුපියල්)  
**Wholesale Prices (Rs/Kg)**

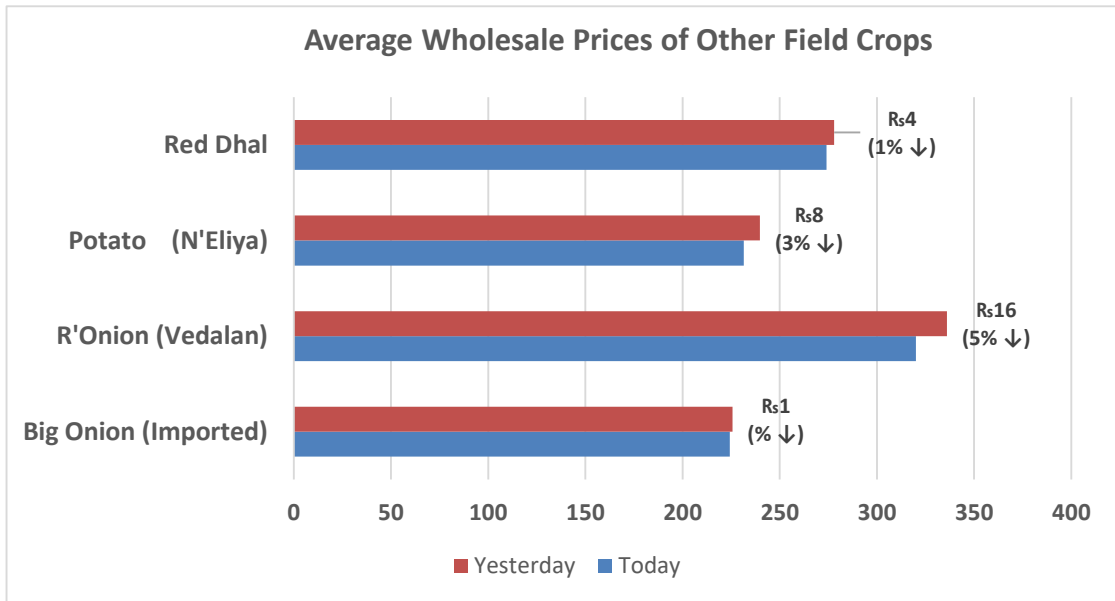



වර්ගය	8/10/2024	8/10/2024	8/10/2024	7/10/2024	8/10/2024	8/10/2024	8/10/2024	8/10/2024	8/10/2024	7/10/2024
	පැලියගොඩ වෙළඳපොළ	මහනුවර වෙළඳපොළ	දඹුල්ල වෙළඳපොළ	මීගොඩ වෙළඳපොළ	නොරොච්චෝලේ වෙළඳපොළ	තඹුන්තෙම වෙළඳපොළ	කැප්පෙට්පොළ වෙළඳපොළ	නුවරඑළිය වෙළඳපොළ	බණ්ඩාරවෙල වෙළඳපොළ	වෙයන්ගොඩ වෙළඳපොළ
<b>උඩරට එළවළු</b>										
බෝංචි	220 - 300	250 - 300	220 - 300	360 - 400	-	330 - 360	200 - 250	220 - 260	270 - 320	300 - 380
කැරට	80 - 100	90 - 100	80 - 90	90 - 130	-	100 - 120	60 - 80	90 - 100	80 - 90	100 - 120
ලීක්ස්	120 - 160	120 - 130	120 - 150	150 - 180	-	160 - 180	120 - 130	140 - 150	110 - 130	140 - 160
බීටරුව	70 - 100	80 - 90	55 - 70	80 - 100	50 - 70	80 - 90	-	-	90 - 110	80 - 110
බීටරුව (නුවරඑළිය)	-	100 - 120	75 - 90	-	-	-	80 - 100	80 - 100	-	-
නෝකෝල්	80 - 100	80 - 90	70 - 100	110 - 130	-	100 - 120	60 - 80	70 - 90	90 - 100	110 - 150
රාබු	50 - 60	50 - 60	40 - 50	80 - 100	20 - 30	70 - 80	40 - 50	50 - 70	35 - 45	70 - 80
ගෝවා (නුවරඑළිය)	-	110 - 120	120 - 130	100 - 150	-	160 - 180	50 - 70	100 - 120	-	-
ගෝවා (නුවර)	100 - 120	70 - 90	80 - 100	-	100 - 150	-	-	-	80 - 90	140 - 170
තක්කාලි	230 - 260	180 - 200	150 - 200	220 - 260	150 - 180	150 - 180	180 - 200	170 - 200	180 - 210	200 - 240
<b>පහතරට එළවළු</b>										
බණ්ඩක්කා	100 - 140	90 - 100	70 - 80	100 - 130	100 - 120	70 - 100	-	-	100 - 110	90 - 120
වමච්චු	120 - 150	80 - 120	80 - 120	120 - 140	-	100 - 150	70 - 80	-	80 - 90	120 - 180
මාළු මිරිස්	400 - 550	400 - 450	380 - 450	450 - 530	280 - 350	400 - 480	500 - 550	500 - 540	480 - 520	350 - 500
වට්ටක්කා	50 - 70	70 - 90	70 - 80	65 - 90	30 - 40	50 - 65	70 - 80	-	70 - 80	65 - 90
පිපිඤ්ඤා	80 - 100	80 - 90	80 - 100	70 - 100	40 - 60	60 - 80	80 - 100	-	80 - 90	80 - 110
කරවිල	280 - 320	300 - 330	280 - 340	300 - 350	180 - 280	280 - 350	-	-	300 - 330	320 - 350
පනෝල	150 - 160	180 - 200	140 - 160	160 - 180	100 - 120	130 - 170	-	-	160 - 170	170 - 190
මුරුගා	300 - 450	300 - 350	-	-	250 - 280	-	-	-	-	-
වැටකොළ	180 - 200	200 - 240	120 - 140	170 - 250	160 - 220	120 - 150	-	-	180 - 200	180 - 220
මැකරල්	150 - 180	130 - 150	140 - 180	150 - 200	80 - 130	150 - 250	-	-	150 - 160	120 - 170
අළු කෙසෙල්	100 - 150	130 - 160	130 - 160	160 - 180	130 - 150	130 - 160	-	-	-	150 - 180
අඹු මිරිස්	200 - 250	230 - 250	180 - 220	220 - 250	180 - 220	200 - 250	220 - 250	-	230 - 250	220 - 280
දෙහි	350 - 400	430 - 450	390 - 450	460 - 500	-	280 - 350	-	-	-	400 - 500
බතල	80 - 100	70 - 90	40 - 55	60 - 80	-	60 - 70	90 - 100	-	70 - 90	70 - 100
මඤ්ඤොක්කා	80 - 100	80 - 90	45 - 60	90 - 100	70 - 80	70 - 80	80 - 100	-	-	100 - 120
එළබඩු	150 - 180	150 - 170	150 - 160	190 - 230	130 - 140	120 - 150	-	-	180 - 200	180 - 210
අර්තාපල් (ආනයනික)	145 - 175	160 - 180	150 - 170	160 - 175	-	150 - 185	-	-	165 - 180	150 - 180
අර්තාපල් (වැලිමඩ)	180 - 190	190 - 200	170 - 180	190 - 220	-	-	170 - 200	-	180 - 190	190 - 220
අර්තාපල් (නුවරඑළිය)	220 - 230	220 - 230	-	230 - 250	-	-	-	230 - 240	-	-
ලොකුඑළුණු (ආනයනික)	165 - 270	190 - 260	200 - 250	195 - 260	-	200 - 265	185 - 265	-	195 - 275	185 - 250
ලොකුඑළුණු දේශීය	250 - 275	220 - 260	220 - 250	240 - 265	-	150 - 240	250 - 250	-	245 - 260	235 - 250
<b>කෙසෙල්</b>										
ඇඹුල් (කිලෝවකට)	100 - 120	130 - 150								-
කෝලිකුටු (කිලෝවකට)	230 - 250	340 - 350								-
සීනි (කිලෝවකට)	120 - 130	100 - 130								-
ආනමාළු (එකකට රු.)	28 - 34	-								-
ගස්ලබු (කිලෝවකට)	80 - 140	140 - 150								-
වැල්දොඩම් (එකකට රු.)	50 - 55									-
<b>පළතුරු (එකකට රු.)</b>										
අන්තය - ලොකු ප්‍රමාණය	500 - 550									
- මධ්‍යම ප්‍රමාණය	400 - 450									-
- කුඩා ප්‍රමාණය	300 - 350									-
අඹ - බෙට්ටි	42 - 50									
- කර්තකොලොම්බන්	150 - 170									-
දිවුල්	20 - 24									-
අලිපේර	100 - 120									-
දොඩම්	60 - 70									-

**Note:**  
 Usually, the price collection for Veyangoda and Meegoda wholesale markets is done the previous day between 6.00 pm and 8.30 pm, and for all other wholesale markets, the price collection is done between 7.00 am and 2.00 pm.

  
 Data Management Division  
 Hector Kobbekaduwa Agrarian  
 Research and Training Institute  
 P.O. Box 1522  
 Colombo.





  
 Data Management Division  
 Hectors Kobbekaduwa Agrarian  
 Research and Training Institute  
 P.O. Box 1522  
 Colombo.