




**Hector Kobbekaduwa Agrarian Research and Training Institute**  
**Data Management Division**  
(Wholesale Prices of Rice & Subsidiary Food Crops)



2024.09.10

Item	Pettah				Marandaghamula				
	Range	Average		Change *	Range	Average		Change *	
	2024.09.10	2024.09.10	2024.09.09		2024.09.10	2024.09.10	2024.09.09		
<b>Rice (Rs/kg)</b>									
Samba 1	230.00 - 235.00	232.00	233.00	-1.00	223.00 - 227.00	225.00	226.60	-1.60	
Samba 2	220.00 - 225.00	223.33	223.33	0.00	215.00 - 217.00	215.80	216.00	-0.20	
Keeri Samba	240.00 - 300.00	270.00	270.00		250.00 - 250.00	250.00	250.00		
Nadu 1	220.00 - 225.00	222.00	222.00		216.00 - 220.00	218.00	217.20	0.80	
Nadu 2	215.00 - 218.00	216.00	216.00		210.00 - 212.00	211.00	210.60	0.40	
Raw red	205.00 - 210.00	207.00	208.00	-1.00	204.00 - 208.00	205.80	206.00	-0.20	
Raw White	205.00 - 215.00	210.00	212.00	-2.00	207.00 - 210.00	208.80	209.00	-0.20	
<b>Imported Rice</b>									
Ponne Samba	270.00 - 275.00	272.50	272.50		-				
Nadu	-				-				
Raw White	-				-				
Raw red									
<b>Subsidiary Food Crops</b>									
<b>Dried Chillies (Rs/Kg)</b>									
Imported	650.00 - 750.00	710.00	710.00						
Local									
<b>Onion (Rs/Kg)</b>									
Sinnan	150.00 - 200.00	175.00	175.00						
Vedalan	260.00 - 340.00	308.00	302.00	6.00					
Imported	-								
<b>Big Onion</b>									
Imported	170.00 - 270.00	230.00	231.00	-1.00					
Local	240.00 - 250.00	245.00							
<b>Potatoes (Rs/Kg)</b>									
Welimada	220.00 - 230.00	224.00	234.00	-10.00					
Nuwaraeliya	250.00 - 260.00	254.00	254.00						
Imported	140.00 - 175.00	154.00	160.00	-6.00					
<b>Pulses (Rs/Kg)</b>									
Green Gram	750.00 - 800.00	770.00	770.00						
Cowpea	700.00 - 775.00	745.00	780.00	-35.00					
Red Dhal	265.00 - 270.00	268.00	268.00						
<b>Consumption Item(Rs/Kg)</b>									
Sugar(White)	237.00 - 240.00	238.50	238.50						
Wheat Flour	145.00 - 150.00	147.50	145.00	2.50					
<b>Eggs (Rs/Egg)</b>									
Brown	41.00 - 43.00	42.00	44.50	-2.50					
White	39.00 - 40.00	39.50	41.00	-1.50					

  
Data Management Division  
Hector Kobbekaduwa Agrarian  
Research and Training Institute  
P.O. Box 1522  
Colombo.



## Hector Kobbekaduwa Agrarian Research and Training Institute Data Management Division



Variety	10/9/2024	10/9/2024	10/9/2024	9/9/2024	10/9/2024	10/9/2024	10/9/2024	10/9/2024	10/9/2024	9/9/2024
	Peliyagoda Market	Kandy Market	Dambulla Market	Meegoda Market	Norochchole Market	Thambuththegama Market	Keppetipola Market	Nuwaraeliya Market	Bandarawela Market	Veyangoda Market
<b>Up Country Vegetable</b>										
Beans	120 - 200	180 - 200	130 - 170	190 - 250	-	180 - 210	130 - 150	140 - 160	130 - 160	180 - 230
Carrot	120 - 150	160 - 180	130 - 180	150 - 200	-	180 - 220	120 - 150	140 - 150	120 - 140	180 - 220
Leeks	150 - 200	160 - 180	180 - 220	180 - 220	-	200 - 220	170 - 190	190 - 200	170 - 190	180 - 240
Beet root	60 - 90	60 - 70	50 - 60	60 - 90	50 - 70	70 - 100	-	-	-	70 - 100
Beet root (N Eliya)	-	100 - 110	70 - 80	-	-	-	80 - 100	60 - 80	-	-
Knolkhol	80 - 120	80 - 90	80 - 90	100 - 130	-	-	60 - 80	80 - 90	80 - 100	100 - 140
Raddish	60 - 80	40 - 50	50 - 60	70 - 90	60 - 70	90 - 100	30 - 40	40 - 50	30 - 40	60 - 80
Cabbage (N'Eliya)	-	150 - 160	-	120 - 200	-	230 - 240	110 - 130	160 - 170	100 - 140	180 - 200
Cabbage (Kandy)	140 - 170	100 - 130	120 - 160	-	-	200 - 220	-	-	-	150 - 170
Tomato	120 - 160	160 - 180	120 - 140	140 - 180	-	100 - 120	130 - 150	140 - 160	100 - 140	120 - 160
<b>Low country Vegetable</b>										
Ladies Fingers	50 - 80	50 - 60	30 - 40	80 - 100	60 - 70	30 - 40	-	-	80 - 90	50 - 80
Brinjals	200 - 280	200 - 240	240 - 280	270 - 320	140 - 180	250 - 280	200 - 230	-	200 - 220	200 - 270
Capsicum	400 - 500	380 - 420	350 - 400	390 - 450	300 - 400	350 - 450	400 - 450	440 - 460	400 - 450	340 - 450
Pumpkin	40 - 60	50 - 60	40 - 50	60 - 70	-	40 - 50	60 - 70	-	60 - 70	50 - 60
Cucumber	40 - 60	70 - 80	40 - 50	50 - 80	40 - 50	30 - 50	80 - 90	-	70 - 80	60 - 80
Bitter Gourd	160 - 220	200 - 210	180 - 200	210 - 250	150 - 220	150 - 170	-	-	-	180 - 220
Snake Gourd	180 - 230	140 - 150	130 - 150	180 - 230	70 - 140	80 - 120	-	-	-	160 - 200
Drumstick	130 - 220	140 - 170	-	-	120 - 140	-	-	-	160 - 170	-
Luffa	150 - 200	200 - 210	140 - 200	200 - 240	130 - 160	170 - 220	-	-	-	170 - 220
Long Beans	100 - 120	100 - 110	80 - 120	140 - 200	80 - 160	90 - 140	-	-	-	120 - 160
Ash Plantains	160 - 180	150 - 170	110 - 140	200 - 240	-	160 - 200	-	-	-	170 - 220
Green Chillies	150 - 200	200 - 220	150 - 200	200 - 250	160 - 200	150 - 250	260 - 280	-	250 - 280	200 - 260
Lime	250 - 300	230 - 250	200 - 220	250 - 300	-	160 - 200	-	-	250 - 300	220 - 280
Sweet Potatoe	80 - 100	70 - 80	40 - 70	60 - 80	-	60 - 80	100 - 120	-	90 - 100	60 - 80
Manioc	80 - 100	80 - 90	65 - 80	100 - 130	80 - 100	70 - 90	90 - 100	-	-	100 - 140
Eggplant	180 - 220	150 - 180	140 - 170	190 - 230	150 - 200	100 - 150	-	-	220 - 240	180 - 220
Potato(Imported)	140 - 175	165 - 185	150 - 170	155 - 175	-	150 - 190	-	-	165 - 185	150 - 180
Potato (Welimada)	220 - 230	240 - 250	210 - 220	240 - 250	-	-	220 - 250	-	220 - 240	250 - 270
Potato (Nuwaraeliya)	250 - 260	280 - 290	-	310 - 320	-	-	-	270 - 290	-	300 - 320
B'Onion Imported	170 - 270	185 - 270	190 - 250	185 - 265	-	160 - 290	200 - 280	-	190 - 280	170 - 260
Big-onion Local	240 - 250	260 - 270	230 - 250	255 - 265	-	200 - 245	-	-	-	250 - 260
<b>Banana</b>										
Ambul(Rs/Kg)	170 - 200	130 - 160	-	-	-	-	-	-	-	-
Kolikuttu	450 - 500	350 - 360	-	-	-	-	-	-	-	-
Seeni	120 - 160	100 - 140	-	-	-	-	-	-	-	-
Anamalu (Rs/Fruits)	30 - 35	-	-	-	-	-	-	-	-	-
Papaya (Rs/Kg)	220 - 250	210 - 220	-	-	-	-	-	-	-	-
Passion Fruits(Rs/Fruit)	50 - 60	-	-	-	-	-	-	-	-	-
<b>Other Fruits (Rs/Fruit)</b>										
Pineapple - Large	420 - 450	-	-	-	-	-	-	-	-	-
- Medium	320 - 350	-	-	-	-	-	-	-	-	-
- Small	240 - 260	-	-	-	-	-	-	-	-	-
Mango - Betti	-	-	-	-	-	-	-	-	-	-
- Karathakol	-	-	-	-	-	-	-	-	-	-
Woodapple	14 - 16	-	-	-	-	-	-	-	-	-
Avocado	70 - 100	-	-	-	-	-	-	-	-	-
Orange	70 - 80	-	-	-	-	-	-	-	-	-




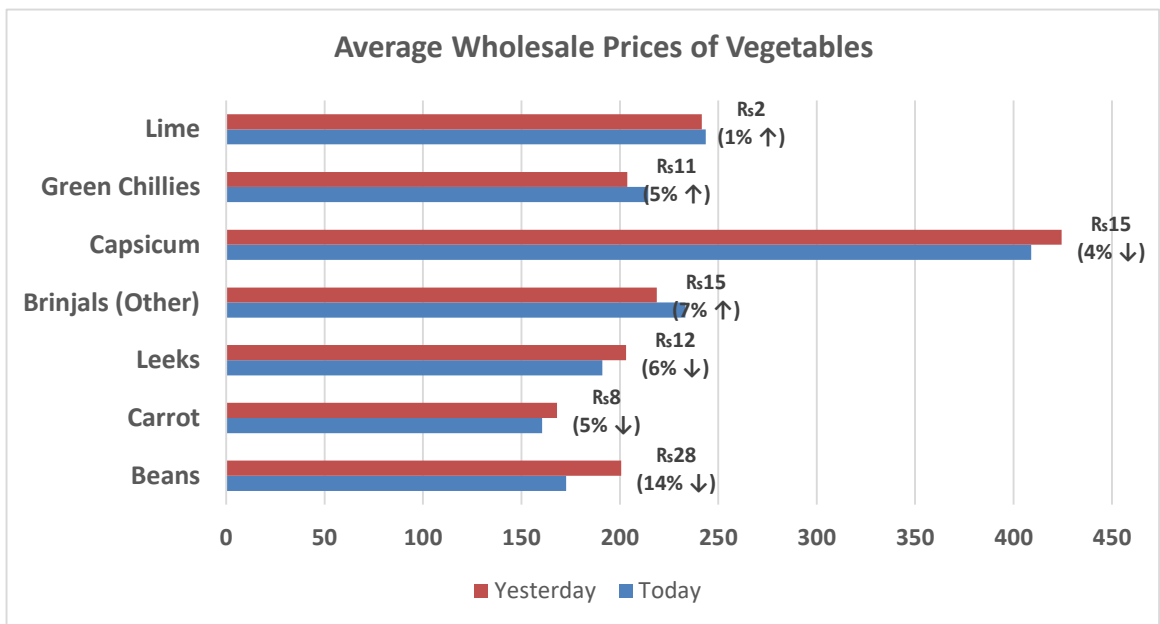
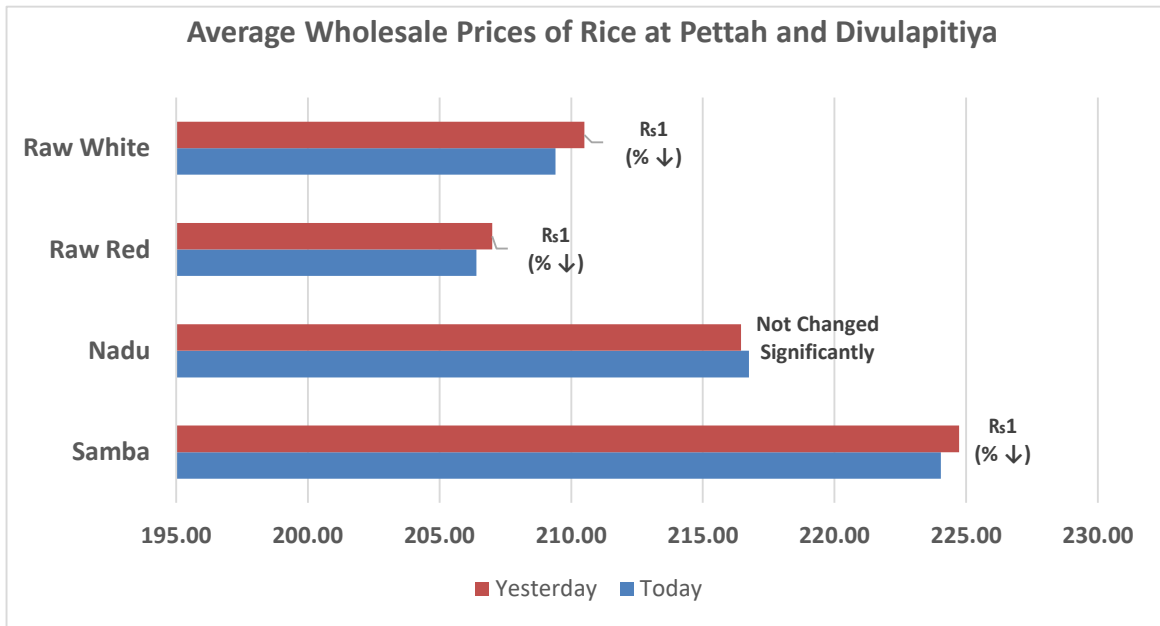
හෙක්ටර් කොබ්බෑකඩුව ගොවිකටයුතු පර්යේෂණ හා පුහුණු කිරීමේ ආයතනය  
**Hector Kobbekaduwa Agrarian Research and Training Institute**  
 දත්ත කළමනාකරණ අංශය  
 තොග මිල ගණන් (කිලෝවකට රුපියල්)  
**Wholesale Prices (Rs/Kg)**

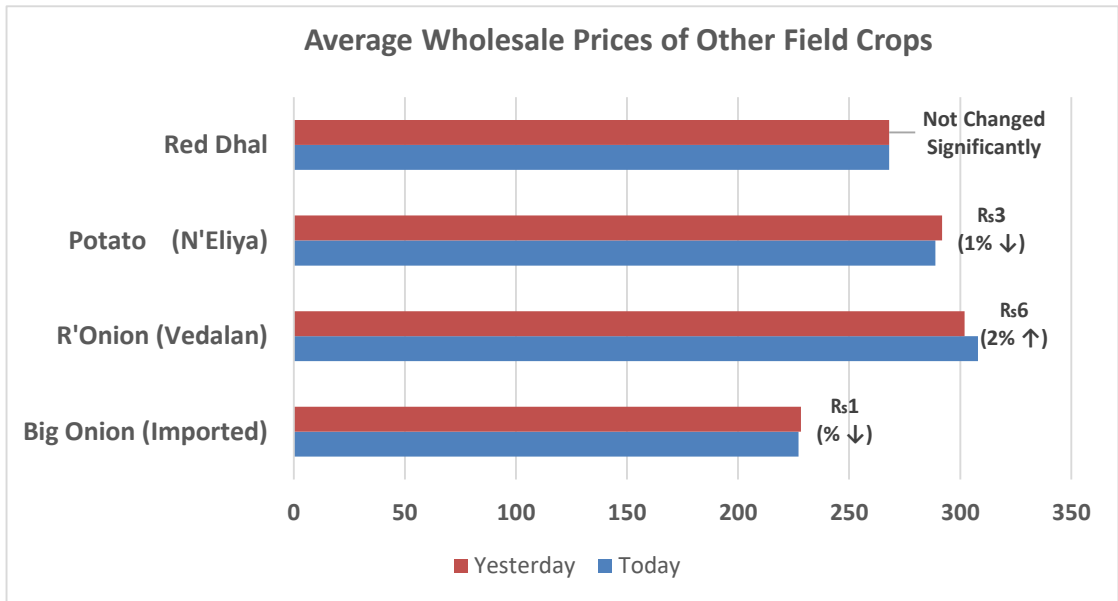



වර්ගය	10/9/2024	10/9/2024	10/9/2024	9/9/2024	10/9/2024	10/9/2024	10/9/2024	10/9/2024	10/9/2024	9/9/2024
	පැලියගොඩ වෙළඳපොළ	මහනුවර වෙළඳපොළ	දඹුල්ල වෙළඳපොළ	මීගොඩ වෙළඳපොළ	නොරොච්චෝලේ වෙළඳපොළ	තඹුන්තෙම වෙළඳපොළ	කැප්පට්පොළ වෙළඳපොළ	නුවරඑළිය වෙළඳපොළ	බණ්ඩාරවෙල වෙළඳපොළ	වෙයන්ගොඩ වෙළඳපොළ
<b>උඩරට එළවළු</b>										
බෝංචි	120 - 200	180 - 200	130 - 170	190 - 250	-	180 - 210	130 - 150	140 - 160	130 - 160	180 - 230
කැරට	120 - 150	160 - 180	130 - 180	150 - 200	-	180 - 220	120 - 150	140 - 150	120 - 140	180 - 220
ලීක්ස්	150 - 200	160 - 180	180 - 220	180 - 220	-	200 - 220	170 - 190	190 - 200	170 - 190	180 - 240
බීටරුව	60 - 90	60 - 70	50 - 60	60 - 90	50 - 70	70 - 100	-	-	-	70 - 100
බීටරුව (නුවරඑළිය)	-	100 - 110	70 - 80	-	-	-	80 - 100	60 - 80	-	-
නෝකෝල්	80 - 120	80 - 90	80 - 90	100 - 130	-	-	60 - 80	80 - 90	80 - 100	100 - 140
රාබු	60 - 80	40 - 50	50 - 60	70 - 90	60 - 70	90 - 100	30 - 40	40 - 50	30 - 40	60 - 80
ගෝවා (නුවරඑළිය)	-	150 - 160	-	120 - 200	-	230 - 240	110 - 130	160 - 170	100 - 140	180 - 200
ගෝවා (නුවර)	140 - 170	100 - 130	120 - 160	-	-	200 - 220	-	-	-	150 - 170
තක්කාලි	120 - 160	160 - 180	120 - 140	140 - 180	-	100 - 120	130 - 150	140 - 160	100 - 140	120 - 160
<b>පහතරට එළවළු</b>										
බණ්ඩක්කා	50 - 80	50 - 60	30 - 40	80 - 100	60 - 70	30 - 40	-	-	80 - 90	50 - 80
වමච්චු	200 - 280	200 - 240	240 - 280	270 - 320	140 - 180	250 - 280	200 - 230	-	200 - 220	200 - 270
මාළු මිරිස්	400 - 500	380 - 420	350 - 400	390 - 450	300 - 400	350 - 450	400 - 450	440 - 460	400 - 450	340 - 450
වට්ටක්කා	40 - 60	50 - 60	40 - 50	60 - 70	-	40 - 50	60 - 70	-	60 - 70	50 - 60
පිපිඤ්ඤා	40 - 60	70 - 80	40 - 50	50 - 80	40 - 50	30 - 50	80 - 90	-	70 - 80	60 - 80
කරවිල	160 - 220	200 - 210	180 - 200	210 - 250	150 - 220	150 - 170	-	-	-	180 - 220
පනෝල	180 - 230	140 - 150	130 - 150	180 - 230	70 - 140	80 - 120	-	-	-	160 - 200
මුරුගා	130 - 220	140 - 170	-	-	120 - 140	-	-	-	160 - 170	-
වැටකොළ	150 - 200	200 - 210	140 - 200	200 - 240	130 - 160	170 - 220	-	-	-	170 - 220
මැකරල්	100 - 120	100 - 110	80 - 120	140 - 200	80 - 160	90 - 140	-	-	-	120 - 160
අළු කෙසෙල්	160 - 180	150 - 170	110 - 140	200 - 240	-	160 - 200	-	-	-	170 - 220
අඹු මිරිස්	150 - 200	200 - 220	150 - 200	200 - 250	160 - 200	150 - 250	260 - 280	-	250 - 280	200 - 260
දෙහි	250 - 300	230 - 250	200 - 220	250 - 300	-	160 - 200	-	-	250 - 300	220 - 280
බතල	80 - 100	70 - 80	40 - 70	60 - 80	-	60 - 80	100 - 120	-	90 - 100	60 - 80
මඤ්ඤොක්කා	80 - 100	80 - 90	65 - 80	100 - 130	80 - 100	70 - 90	90 - 100	-	-	100 - 140
එළබඩු	180 - 220	150 - 180	140 - 170	190 - 230	150 - 200	100 - 150	-	-	220 - 240	180 - 220
අර්තාපල් (ආනයනික)	140 - 175	165 - 185	150 - 170	155 - 175	-	150 - 190	-	-	165 - 185	150 - 180
අර්තාපල් (වැලිමඩ)	220 - 230	240 - 250	210 - 220	240 - 250	-	-	220 - 250	-	220 - 240	250 - 270
අර්තාපල් (නුවරඑළිය)	250 - 260	280 - 290	-	310 - 320	-	-	-	270 - 290	-	300 - 320
ලොකුඑළුණු (ආනයනික)	170 - 270	185 - 270	190 - 250	185 - 265	-	160 - 290	200 - 280	-	190 - 280	170 - 260
ලොකුඑළුණු දේශීය	240 - 250	260 - 270	230 - 250	255 - 265	-	200 - 245	-	-	-	250 - 260
<b>කෙසෙල්</b>										
ඇඹුල් (කිලෝවකට)	170 - 200	130 - 160								-
කෝලිකුටු (කිලෝවකට)	450 - 500	350 - 360								-
සීනි (කිලෝවකට)	120 - 160	100 - 140								-
ආනමාළු (එකකට රු.)	30 - 35	-								-
ගස්ලබු (කිලෝවකට)	220 - 250	210 - 220								-
වැල්දොඩම් (එකකට රු.)	50 - 60									-
<b>පළතුරු (එකකට රු.)</b>										
අන්තය - ලොකු ප්‍රමාණය	420 - 450									
- මධ්‍යම ප්‍රමාණය	320 - 350									-
- කුඩා ප්‍රමාණය	240 - 260									-
අඹ - බෙට්ටි	-									-
- කර්තකොලොම්බන්	-									-
දිවුල්	14 - 16									-
අලිපේර	70 - 100									-
දොඩම්	70 - 80									-

**Note:**  
 Usually, the price collection for Veyangoda and Meegoda wholesale markets is done the previous day between 6.00 pm and 8.30 pm, and for all other wholesale markets, the price collection is done between 7.00 am and 2.00 pm.

  
 Data Management Division  
 Hector Kobbekaduwa Agrarian  
 Research and Training Institute  
 P.O. Box 1522  
 Colombo.





  
 Data Management Division  
 Hector Kobbekaduwa Agrarian  
 Research and Training Institute  
 P.O. Box 1522  
 Colombo.













