



**Hector Kobbekaduwa Agrarian Research and Training Institute**  
**Data Management Division**  
(Wholesale Prices of Rice & Subsidiary Food Crops)



2024.05.02

Item	Pettah				Marandaghamula					
	Range		Average		Change *	Range		Average		Change *
	02-May		02-May	30-Apr		02-May		02-May	30-Apr	
<b>Rice (Rs/kg)</b>										
Samba 1	235.00	- 240.00	236.60	237.60	-1.00	-				
Samba 2	228.00	- 230.00	229.50	229.50		-				
Keeri Samba	310.00	- 320.00	313.75	315.00	-1.25	-				
Nadu 1	205.00	- 210.00	207.00	207.00		-				
Nadu 2	200.00	- 203.00	200.75	200.00	0.75	-				
Raw red	180.00	- 190.00	185.00	184.00	1.00	-				
Raw White	195.00	- 205.00	201.00	201.00		-				
<b>Imported Rice</b>										
Ponne Samba	250.00	- 255.00	252.50	248.75	3.75	-				
Nadu	-					-				
Raw White	-					-				
Raw red										
<b>Subsidiary Food Crops</b>										
<b>Dried Chillies (Rs/Kg)</b>										
Imported	680.00	- 750.00	715.00	680.00	35.00					
Local										
<b>Onion (Rs/Kg)</b>										
Sinnan	220.00	- 250.00	238.00	262.00	-24.00					
Vedalan	320.00	- 330.00	326.00	342.00	-16.00					
Imported	280.00	- 300.00	292.00	304.00	-12.00					
<b>Big Onion</b>										
Imported	280.00	- 550.00	388.00	422.00	-34.00					
Local	-									
<b>Potatoes (Rs/Kg)</b>										
Welimada	170.00	- 180.00	176.00	176.00						
Nuwaraeliya	200.00	- 210.00	206.00	226.00	-20.00					
Imported	150.00	- 160.00	156.00	156.00						
<b>Pulses (Rs/Kg)</b>										
Green Gram	1150.00	- 1250.00	1210.00	1210.00						
Cowpea	-									
Red Dhal	280.00	- 285.00	282.00	282.00						
<b>Consumption Item(Rs/Kg)</b>										
Sugar(White)	245.00	- 248.00	246.50	247.50	-1.00					
Wheat Flour	165.00	- 168.00	166.50	166.50						
<b>Eggs (Rs/Egg)</b>										
Brown	47.00	- 49.00	48.00	48.00						
White	44.00	- 46.00	45.00	45.00						



# Hector Kobbekaduwa Agrarian Research and Training Institute

## Data Management Division



Wholesale Prices in Selected Markets (Rs/Kg)

Variety	2024-05-02	2024-05-02	2024-05-02	2024-05-01	2024-05-02	2024-05-02	2024-05-02	2024-05-02	2024-05-02	2024-05-01
	Peliyagoda Market	Kandy Market	Dambulla Market	Meegoda Market	Norochchole Market	Chambuththegam Market	Keppetipola Market	Nuwaraeliya Market	Bandarawela Market	Veyangoda Market
Beans	200 - 250	150 - 200	-	-	-	180 - 200	-	-	-	150 - 200
Carrot	100 - 120	100 - 120	-	-	-	140 - 160	-	-	-	150 - 160
Leeks	150 - 160	140 - 160	-	-	-	130 - 150	-	-	-	140 - 160
Beet root	130 - 150	150 - 160	-	-	-	140 - 150	-	-	-	140 - 150
Beet Root(N'Eliya)	180 - 200	160 - 180	-	-	-	-	-	-	-	170 - 190
Knolkhol	80 - 100	70 - 100	-	-	-	70 - 80	-	-	-	90 - 130
Raddish	60 - 70	40 - 50	-	-	-	70 - 100	-	-	-	50 - 60
Cabbage (N'Eliya)	-	100 - 110	-	-	-	-	-	-	-	100 - 120
Cabbage (Kandy)	80 - 100	70 - 90	-	-	-	100 - 120	-	-	-	80 - 90
Tomato	50 - 60	50 - 60	-	-	-	40 - 50	-	-	-	50 - 60
<b>Low country Vegetable</b>										
Ladies Fingers	80 - 100	120 - 130	-	-	-	80 - 100	-	-	-	130 - 140
Brinjals	150 - 160	80 - 120	-	-	-	80 - 120	-	-	-	130 - 150
Capsicum	180 - 200	200 - 230	-	-	-	150 - 200	-	-	-	200 - 250
Pumpkin	60 - 80	60 - 80	-	-	-	30 - 60	-	-	-	65 - 80
Cucumber	100 - 120	140 - 150	-	-	-	100 - 120	-	-	-	100 - 160
Bitter Gourd	150 - 180	160 - 180	-	-	-	150 - 180	-	-	-	200 - 220
Snake Gourd	180 - 200	140 - 150	-	-	-	80 - 100	-	-	-	110 - 140
Drumstick	150 - 450	300 - 380	-	-	-	-	-	-	-	250 - 250
Luffa	180 - 200	160 - 180	-	-	-	130 - 160	-	-	-	170 - 220
Long Beans	70 - 80	100 - 120	-	-	-	90 - 110	-	-	-	80 - 120
Ash Plantains	100 - 120	130 - 160	-	-	-	70 - 100	-	-	-	150 - 160
Green Chillies	80 - 100	150 - 200	-	-	-	60 - 100	-	-	-	100 - 120
Lime	800 - 900	850 - 900	-	-	-	900 - 1000	-	-	-	1100 - 1100
Sweet Potatoe	140 - 150	150 - 160	-	-	-	-	-	-	-	140 - 160
Manioc	100 - 120	100 - 120	-	-	-	80 - 100	-	-	-	110 - 130
Eggplant	100 - 120	150 - 170	-	-	-	-	-	-	-	170 - 200
Potato(Imported)	150 - 160	160 - 170	-	-	-	150 - 165	-	-	-	155 - 158
Potato (Welimada)	170 - 180	200 - 210	-	-	-	220 - 230	-	-	-	-
Potato (Nuwaraeliya)	200 - 210	220 - 230	-	-	-	-	-	-	-	220 - 230
B'Onion Imported	280 - 550	200 - 570	-	-	-	195 - 600	-	-	-	200 - 620
Big-onion Local	-	-	-	-	-	-	-	-	-	-
<b>Banana</b>										
Ambul(Rs/Kg)	100 - 130	100 - 120	-	-	-	-	-	-	-	130 - 160
Kolikuttu	280 - 350	250 - 300	-	-	-	-	-	-	-	400 - 400
Seeni	100 - 130	80 - 100	-	-	-	-	-	-	-	140 - 160
Anamalu (Rs/Fruits)	25 - 30	-	-	-	-	-	-	-	-	-
Papaya (Rs/Kg)	60 - 120	90 - 100	-	-	-	-	-	-	-	80 - 100
Passion Fruits(Rs/Fruit)	50 - 70	-	-	-	-	-	-	-	-	-
<b>Other Fruits (Rs/Fruit)</b>										
Pineapple - Large	1100 - 1200	-	-	-	-	-	-	-	-	-
- Medium	850 - 900	-	-	-	-	-	-	-	-	850 - 850
- Small	680 - 720	-	-	-	-	-	-	-	-	-
Mango - Betti	25 - 30	-	-	-	-	-	-	-	-	-
- Karathakola	50 - 80	-	-	-	-	-	-	-	-	50 - 70
Woodapple	120 - 140	-	-	-	-	-	-	-	-	100 - 130
Avocado	60 - 90	-	-	-	-	-	-	-	-	88 - 117
Orange	50 - 60	-	-	-	-	-	-	-	-	50 - 70


Data Management Division  
Hector Kobbekaduwa Agrarian  
Research and Training Institute  
50, Box 1522  
Colombo.

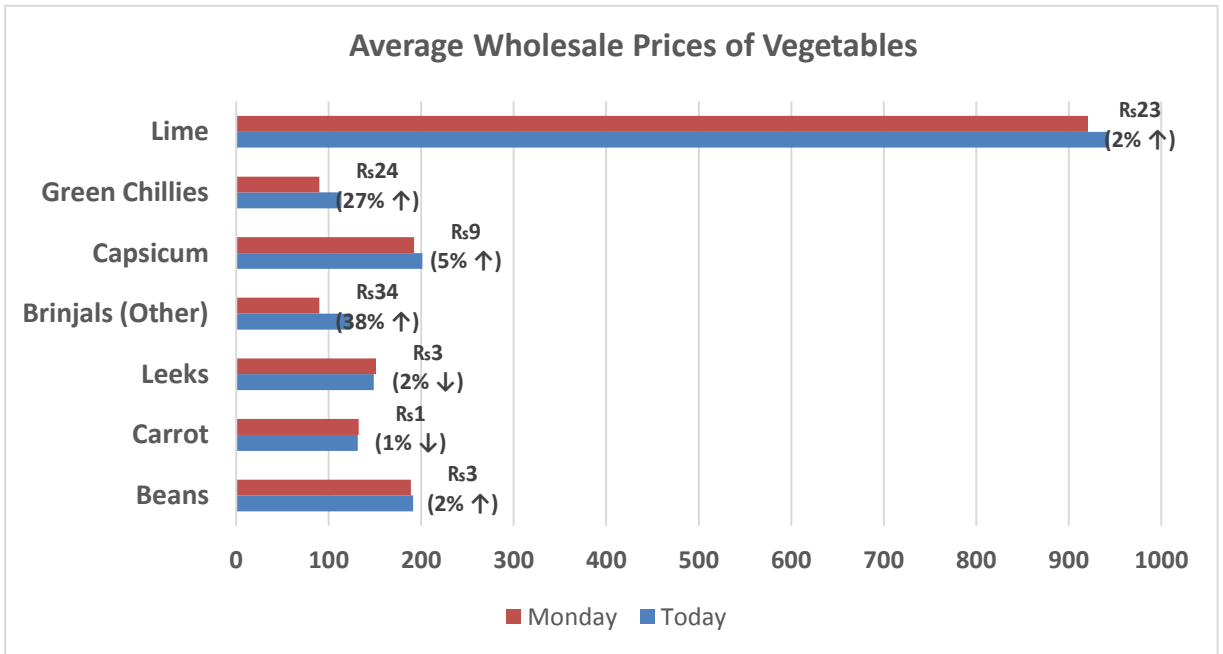
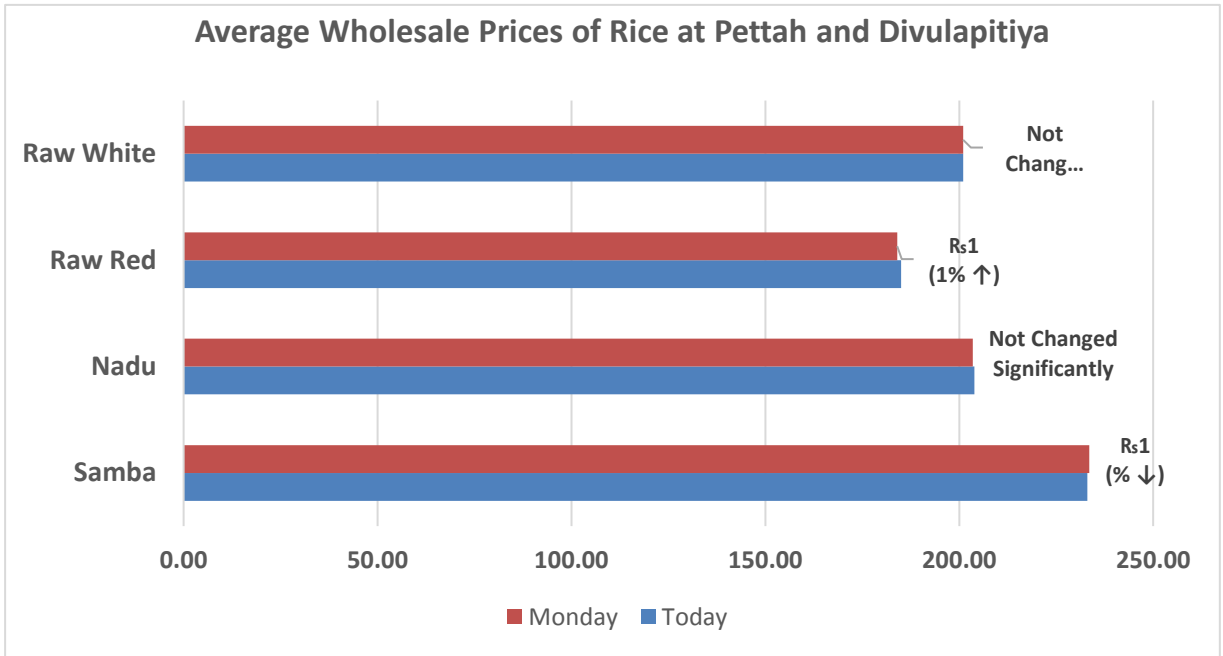


හෙක්ටර් කොබ්බෑකඩුව ගොවිකටයුතු පර්යේෂණ හා පුහුණු කිරීමේ ආයතනය  
**Hector Kobbekaduwa Agrarian Research and Training Institute**  
 දත්ත කළමනාකරණ අංශය  
 තොග මිල ගණන් (කිලෝවකට රුපියල්)

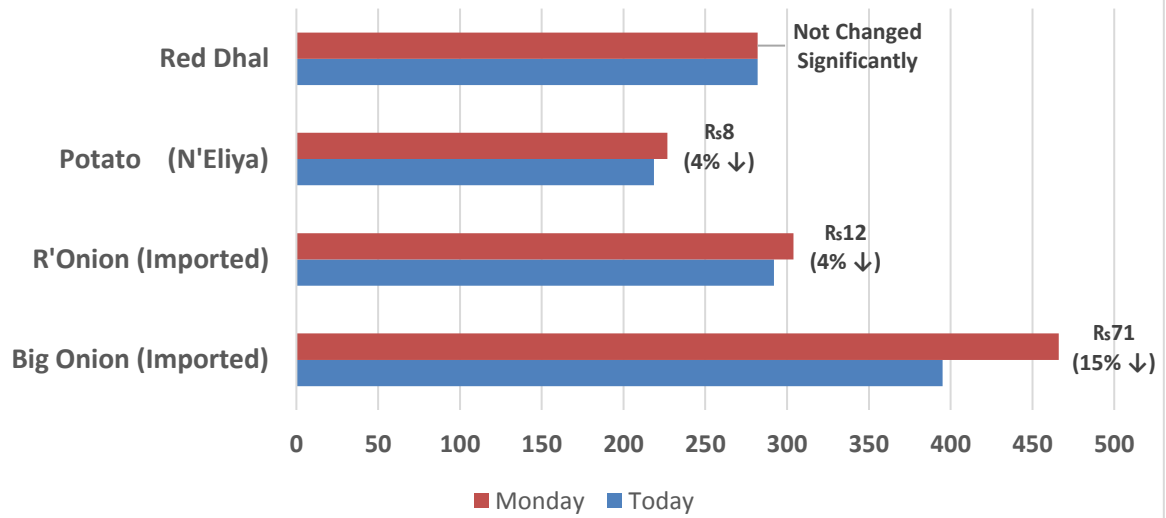


වර්ගය	2024-05-02	2024-05-02	2024-05-02	2024-05-01	2024-05-02	2024-05-02	2024-05-02	2024-05-02	2024-05-02	2024-05-01
	පැලියගොඩ වෙළඳපොළ	මහනුවර වෙළඳපොළ	දඹුල්ල වෙළඳපොළ	මීගොඩ වෙළඳපොළ	නොරොච්චෝලේ වෙළඳපොළ	තඹුන්තේගම වෙළඳපොළ	කැපපේපොළ වෙළඳපොළ	නුවරඑළිය වෙළඳපොළ	බණ්ඩාරවෙල වෙළඳපොළ	වේයන්තොඩ වෙළඳපොළ
<b>උඩරට එළවළු</b>										
බෝංචි	200 - 250	150 - 200	-	-	-	180 - 200	-	-	-	150 - 200
කැරට	100 - 120	100 - 120	-	-	-	140 - 160	-	-	-	150 - 160
ලීක්ස්	150 - 160	140 - 160	-	-	-	130 - 150	-	-	-	140 - 160
බීටරුට	130 - 150	150 - 160	-	-	-	140 - 150	-	-	-	140 - 150
බීටරුට (නුවරඑළිය)	180 - 200	160 - 180	-	-	-	-	-	-	-	170 - 190
නෝකෝල්	80 - 100	70 - 100	-	-	-	70 - 80	-	-	-	90 - 130
රාබු	60 - 70	40 - 50	-	-	-	70 - 100	-	-	-	50 - 60
ගෝවා (නුවරඑළිය)	-	100 - 110	-	-	-	-	-	-	-	100 - 120
ගෝවා (නුවර)	80 - 100	70 - 90	-	-	-	100 - 120	-	-	-	80 - 90
තක්කාලි	50 - 60	50 - 60	-	-	-	40 - 50	-	-	-	50 - 60
<b>පහතරට එළවළු</b>										
බණ්ඩක්කා	80 - 100	120 - 130	-	-	-	80 - 100	-	-	-	130 - 140
වම්බටු	150 - 160	80 - 120	-	-	-	80 - 120	-	-	-	130 - 150
මාළු මිරිස්	180 - 200	200 - 230	-	-	-	150 - 200	-	-	-	200 - 250
වට්ටක්කා	60 - 80	60 - 80	-	-	-	30 - 60	-	-	-	65 - 80
පිපිඤ්ඤා	100 - 120	140 - 150	-	-	-	100 - 120	-	-	-	100 - 160
කරවිල	150 - 180	160 - 180	-	-	-	150 - 180	-	-	-	200 - 220
පකෝල	180 - 200	140 - 150	-	-	-	80 - 100	-	-	-	110 - 140
මුරුංගා	150 - 450	300 - 380	-	-	-	-	-	-	-	250 - 250
වැටකොළ	180 - 200	160 - 180	-	-	-	130 - 160	-	-	-	170 - 220
මැකරල්	70 - 80	100 - 120	-	-	-	90 - 110	-	-	-	80 - 120
අළු කෙසෙල්	100 - 120	130 - 160	-	-	-	70 - 100	-	-	-	150 - 160
අඹු මිරිස්	80 - 100	150 - 200	-	-	-	60 - 100	-	-	-	100 - 120
දෙහි	800 - 900	850 - 900	-	-	-	900 - 1000	-	-	-	1100 - 1100
බතල	140 - 150	150 - 160	-	-	-	-	-	-	-	140 - 160
මඤ්ඤාක්කා	100 - 120	100 - 120	-	-	-	80 - 100	-	-	-	110 - 130
එළබටු	100 - 120	150 - 170	-	-	-	-	-	-	-	170 - 200
අර්තාපල් (ආනයනික)	150 - 160	160 - 170	-	-	-	150 - 165	-	-	-	155 - 158
අර්තාපල් (වැලිමඩ)	170 - 180	200 - 210	-	-	-	220 - 230	-	-	-	-
අර්තාපල් (නුවරඑළිය)	200 - 210	220 - 230	-	-	-	-	-	-	-	220 - 230
ලොකුළුණ (ආනයනික)	280 - 550	200 - 570	-	-	-	195 - 600	-	-	-	200 - 620
ලොකුළුණ දේශීය	-	-	-	-	-	-	-	-	-	-
<b>කෙසෙල්</b>										
ඇඹුල් (කිලෝවකට)	100 - 130	100 - 120	-	-	-	-	-	-	-	130 - 160
කෝලිකුටු (කිලෝවකට)	280 - 350	250 - 300	-	-	-	-	-	-	-	400 - 400
සීනි (කිලෝවකට)	100 - 130	80 - 100	-	-	-	-	-	-	-	140 - 160
ආනමාළු (එකකට රු.)	25 - 30	-	-	-	-	-	-	-	-	-
ගස්ලබු (කිලෝවකට)	60 - 120	90 - 100	-	-	-	-	-	-	-	80 - 100
වැල්දොඩම් (එකකට රු.)	50 - 70	-	-	-	-	-	-	-	-	-
<b>පළතුරු (එකකට රු.)</b>										
අන්තාය - ලොකු ප්‍රමාණය	1100 - 1200	-	-	-	-	-	-	-	-	-
- මධ්‍යම ප්‍රමාණය	850 - 900	-	-	-	-	-	-	-	-	850 - 850
- කුඩා ප්‍රමාණය	680 - 720	-	-	-	-	-	-	-	-	-
අඹ - බෙට්ටි	25 - 30	-	-	-	-	-	-	-	-	-
- කර්තකොලොමබන්	50 - 80	-	-	-	-	-	-	-	-	50 - 70
දිවුල්	120 - 140	-	-	-	-	-	-	-	-	100 - 130
අලිපේර	60 - 90	-	-	-	-	-	-	-	-	88 - 117
දොඩම්	50 - 60	-	-	-	-	-	-	-	-	50 - 70

  
 Data Management Division  
 Hector Kobbekaduwa Agrarian  
 Research and Training Institute  
 P.O. Box 1522  
 Colombo.



### Average Wholesale Prices of Other Field Crops



**Note:**

Usually, the price collection for Veyangoda and Meegoda wholesale markets is done the previous day between 6.00 pm and 8.30 pm, and for all other wholesale markets, the price collection is done between 7.00 am and 2.00 pm.

*[Signature]*  
Data Management Division  
Director, Kolibekkaduwa Agrarian  
Research and Training Institute  
P.O. Box 1522  
Colombo.

