



Hector Kobbekaduwa Agrarian Research and Training Institute
Data Management Division
(Wholesale Prices of Rice & Subsidiary Food Crops)



2023.10.19

| Item | Pettah | | | | Marandagamula | | | | | |
|--------------------------------|-------------------|---------|---------|--------|-----------------|--------|--------|---------|--------|----------|
| | Range | | Average | | Change * | Range | | Average | | Change * |
| | 19-Oct | 18-Oct | 19-Oct | 18-Oct | | 19-Oct | 18-Oct | 19-Oct | 18-Oct | |
| Rice (Rs/kg) | | | | | | | | | | |
| Samba 1 | 220.00 - 225.00 | 224.00 | 223.00 | 1.00 | 225.00 - 228.00 | 226.50 | 227.25 | -0.75 | | |
| Samba 2 | 215.00 - 218.00 | 216.00 | 215.00 | 1.00 | 214.00 - 220.00 | 215.60 | 215.20 | 0.40 | | |
| Keeri Samba | 280.00 - 290.00 | 285.00 | 285.00 | | 280.00 - 285.00 | 282.50 | 282.50 | | | |
| Nadu 1 | 200.00 - 200.00 | 200.00 | 200.00 | | 200.00 - 217.00 | 211.25 | 211.25 | | | |
| Nadu 2 | 195.00 - 195.00 | 195.00 | 195.00 | | 190.00 - 196.00 | 193.40 | 193.40 | | | |
| Raw red | 165.00 - 175.00 | 169.00 | 172.00 | -3.00 | 170.00 - 175.00 | 173.50 | 173.50 | | | |
| Raw White | 190.00 - 200.00 | 195.00 | 194.00 | 1.00 | 180.00 - 188.00 | 183.80 | 183.80 | | | |
| Imported Rice | | | | | | | | | | |
| Ponne Samba | - | | | | - | | | | | |
| Nadu | - | | | | - | | | | | |
| Raw White | - | | | | - | | | | | |
| Raw red | - | | | | - | | | | | |
| Subsidiary Food Crops | | | | | | | | | | |
| Dried Chillies (Rs/Kg) | | | | | | | | | | |
| Imported | 1000.00 - 1050.00 | 1020.00 | 1020.00 | | | | | | | |
| Local | | | | | | | | | | |
| Onion (Rs/Kg) | | | | | | | | | | |
| Sinnan | 240.00 - 270.00 | 252.00 | 242.00 | 10.00 | | | | | | |
| Vedalan | 360.00 - 420.00 | 384.00 | 374.00 | 10.00 | | | | | | |
| Imported | - | | | | | | | | | |
| Big Onion | | | | | | | | | | |
| Imported | 120.00 - 230.00 | 184.00 | 180.00 | 4.00 | | | | | | |
| Local | - | | | | | | | | | |
| Potatoes (Rs/Kg) | | | | | | | | | | |
| Welimada | 190.00 - 200.00 | 194.00 | 176.00 | 18.00 | | | | | | |
| Nuwaraeliya | 220.00 - 230.00 | 226.00 | 206.00 | 20.00 | | | | | | |
| Imported | 170.00 - 190.00 | 182.00 | 186.00 | -4.00 | | | | | | |
| Pulses (Rs/Kg) | | | | | | | | | | |
| Green Gram | 750.00 - 800.00 | 770.00 | 770.00 | | | | | | | |
| Cowpea | 950.00 - 950.00 | 950.00 | 950.00 | | | | | | | |
| Red Dhal | 285.00 - 295.00 | 291.00 | 291.00 | | | | | | | |
| Consumption Item(Rs/Kg) | | | | | | | | | | |
| Sugar(White) | 258.00 - 265.00 | 261.50 | 261.50 | | | | | | | |
| Wheat Flour | 168.00 - 170.00 | 169.00 | 170.00 | -1.00 | | | | | | |
| Eggs (Rs/Egg) | | | | | | | | | | |
| Brown | 47.00 - 48.00 | 47.50 | 47.75 | -0.25 | | | | | | |
| White | 45.00 - 46.00 | 45.50 | 46.25 | -0.75 | | | | | | |



Hector Kobbekaduwa Agrarian Research and Training Institute

Data Management Division

Wholesale Prices in Selected Markets (Rs/Kg)



| Variety | 19/10/2023 | 19/10/2023 | 19/10/2023 | 18/10/2023 | 19/10/2023 | 19/10/2023 | 19/10/2023 | 19/10/2023 | 19/10/2023 | 18/10/2023 |
|--------------------------------|-------------------|--------------|-----------------|----------------|--------------------|----------------------|--------------------|--------------------|--------------------|------------------|
| | Peliyagoda Market | Kandy Market | Dambulla Market | Meegoda Market | Norochchole Market | hambuththegam Market | Keppetipola Market | Nuwaraeliya Market | Bandarawela Market | Veyangoda Market |
| Up Country Vegetable | | | | | | | | | | |
| Beans | 400 - 500 | 330 - 350 | 400 - 450 | 390 - 440 | - | 380 - 420 | 320 - 360 | 320 - 350 | - | 370 - 410 |
| Carrot | 180 - 200 | 160 - 170 | 150 - 180 | 170 - 200 | - | 190 - 220 | 100 - 120 | 190 - 200 | - | 150 - 180 |
| Leeks | 60 - 80 | 70 - 80 | 70 - 90 | 70 - 90 | - | 70 - 80 | 50 - 60 | 60 - 65 | - | 70 - 100 |
| Beet root | 80 - 100 | 80 - 90 | 75 - 90 | 80 - 100 | 70 - 80 | 80 - 90 | - | - | - | - |
| Beet Root(N'eliya) | 120 - 130 | 110 - 120 | 100 - 110 | - | - | - | 80 - 100 | 80 - 90 | - | 100 - 110 |
| Knolkhol | 80 - 100 | 70 - 80 | 70 - 90 | 90 - 100 | - | 60 - 80 | 60 - 80 | 80 - 90 | - | 90 - 130 |
| Raddish | 70 - 80 | 50 - 70 | 40 - 60 | 80 - 100 | 40 - 50 | 50 - 80 | 50 - 60 | 60 - 70 | - | 60 - 80 |
| Cabbage (N'eliya) | 90 - 100 | 70 - 80 | 85 - 90 | 130 - 130 | - | 115 - 120 | 50 - 70 | 110 - 120 | - | 90 - 100 |
| Cabbage (Kandy) | 60 - 70 | 40 - 50 | 70 - 80 | 120 - 125 | 60 - 70 | 100 - 110 | - | - | - | 75 - 80 |
| Tomato | 120 - 140 | 80 - 100 | 80 - 100 | 140 - 180 | - | 70 - 80 | 80 - 100 | 70 - 90 | - | 120 - 160 |
| Low country Vegetable | | | | | | | | | | |
| Ladies Fingers | 150 - 160 | 100 - 120 | 90 - 100 | 130 - 150 | 100 - 120 | 70 - 90 | - | - | - | 120 - 130 |
| Brinjals | 250 - 350 | 150 - 170 | 180 - 230 | 160 - 220 | 220 - 250 | 170 - 230 | 100 - 130 | - | - | 250 - 280 |
| Capsicum | 300 - 350 | 280 - 320 | 300 - 350 | 260 - 330 | 200 - 220 | 180 - 230 | 300 - 330 | 320 - 330 | - | 280 - 300 |
| Pumpkin | 40 - 60 | 50+ 60 | 35 - 40 | 45 - 55 | 60 - 70 | 30 - 50 | 40 - 55 | - | - | 40 - 55 |
| Cucumber | 70 - 80 | 80 - 90 | 55 - 70 | 80 - 100 | 50 - 60 | 30 - 50 | 60 - 70 | - | - | 70 - 90 |
| Bitter Gourd | 320 - 350 | 300 - 310 | 280 - 300 | 260 - 300 | 180 - 230 | 220 - 260 | - | - | - | 300 - 320 |
| Snake Gourd | 220 - 250 | 160 - 170 | 180 - 200 | 240 - 270 | 100 - 120 | 130 - 150 | - | - | - | 170 - 200 |
| Drumstick | 160 - 220 | 150 - 170 | - | 120 - 140 | 110 - 130 | 100 - 120 | - | - | - | 140 - 160 |
| Luffa | 200 - 220 | 220 - 240 | 180 - 220 | 160 - 180 | 120 - 140 | 130 - 160 | - | - | - | 180 - 220 |
| Long Beans | 220 - 250 | 190 - 200 | 150 - 180 | 140 - 180 | 150 - 160 | 180 - 200 | - | - | - | 190 - 240 |
| Ash Plantains | 180 - 200 | 180 - 200 | 180 - 220 | 180 - 200 | 150 - 170 | 150 - 180 | - | - | - | 200 - 230 |
| Green Chillies | 300 - 350 | 350 - 400 | 230 - 320 | 350 - 370 | 300 - 320 | 250 - 300 | 380 - 420 | - | - | 380 - 400 |
| Lime | 1500 - 1600 | 1400 - 1450 | 1400 - 1500 | 1300 - 1400 | - | 1100 - 1300 | - | - | - | 1500 - 1600 |
| Sweet Potatoe | 70 - 80 | 70 - 90 | 50 - 70 | 70 - 100 | 60 - 70 | 70 - 80 | 60 - 80 | - | - | 70 - 80 |
| Manioc | 80 - 100 | 80 - 90 | 60 - 70 | 90 - 110 | 60 - 70 | 60 - 70 | 90 - 100 | - | - | 100 - 120 |
| Eggplant | 150 - 180 | 250 - 280 | 200 - 230 | 200 - 300 | 240 - 270 | - | - | - | - | 240 - 300 |
| Potato(Imported) | 170 - 190 | 180 - 200 | 160 - 175 | 185 - 195 | - | 180 - 195 | - | - | - | 178 - 190 |
| Potato (Welimada) | 190 - 200 | 180 - 200 | 190 - 200 | 190 - 210 | - | 200 - 220 | 200 - 210 | - | - | - |
| Potato (Nuwaraeliya) | 220 - 230 | 210 - 220 | - | 220 - 230 | - | - | - | 220 - 230 | - | 210 - 210 |
| B'Onion Imported | 120 - 230 | 120 - 250 | 190 - 200 | 60 - 225 | - | 100 - 235 | 220 - 230 | - | - | 95 - 230 |
| Big-onion Local | - | 220 - 240 | 200 - 230 | 230 - 245 | - | 170 - 220 | - | - | - | 210 - 220 |
| Banana | | | | | | | | | | |
| Ambul(Rs/Kg) | 100 - 140 | 120 - 150 | 150 - 170 | - | - | 120 - 150 | - | - | - | 150 - 160 |
| Kolikuttu | 420 - 460 | 370 - 400 | 350 - 380 | - | - | 300 - 400 | - | - | - | 420 - 480 |
| Seeni | 120 - 150 | 120 - 140 | 120 - 170 | - | - | 100 - 120 | - | - | - | 100 - 140 |
| Anamalu (Rs/Fruits) | 24 - 30 | - | - | - | - | - | - | - | - | 15 - 15 |
| Papaya (Rs/Kg) | 50 - 100 | 80 - 90 | - | - | - | 30 - 60 | - | - | - | 80 - 90 |
| Passion Fruits(Rs/Fruit) | 55 - 65 | - | - | - | - | - | - | - | - | 38 - 40 |
| Other Fruits (Rs/Fruit) | | | | | | | | | | |
| Pineapple - Large | 530 - 570 | - | - | - | - | - | - | - | - | - |
| - Medium | 430 - 470 | - | - | - | - | - | - | - | - | 420 - 450 |
| - Small | 300 - 340 | - | 360 - 380 | - | - | - | - | - | - | - |
| Mango - Betti | 28 - 30 | - | - | - | - | - | - | - | - | - |
| - Karathakola | 100 - 130 | - | - | - | - | - | - | - | - | 70 - 100 |
| Woodapple | 18 - 22 | 16 - 20 | - | - | - | - | - | - | - | 16 - 20 |
| Avocado | 50 - 100 | - | - | - | - | - | - | - | - | 40 - 56 |
| Orange | 70 - 80 | - | - | - | - | - | - | - | - | 60 - 70 |

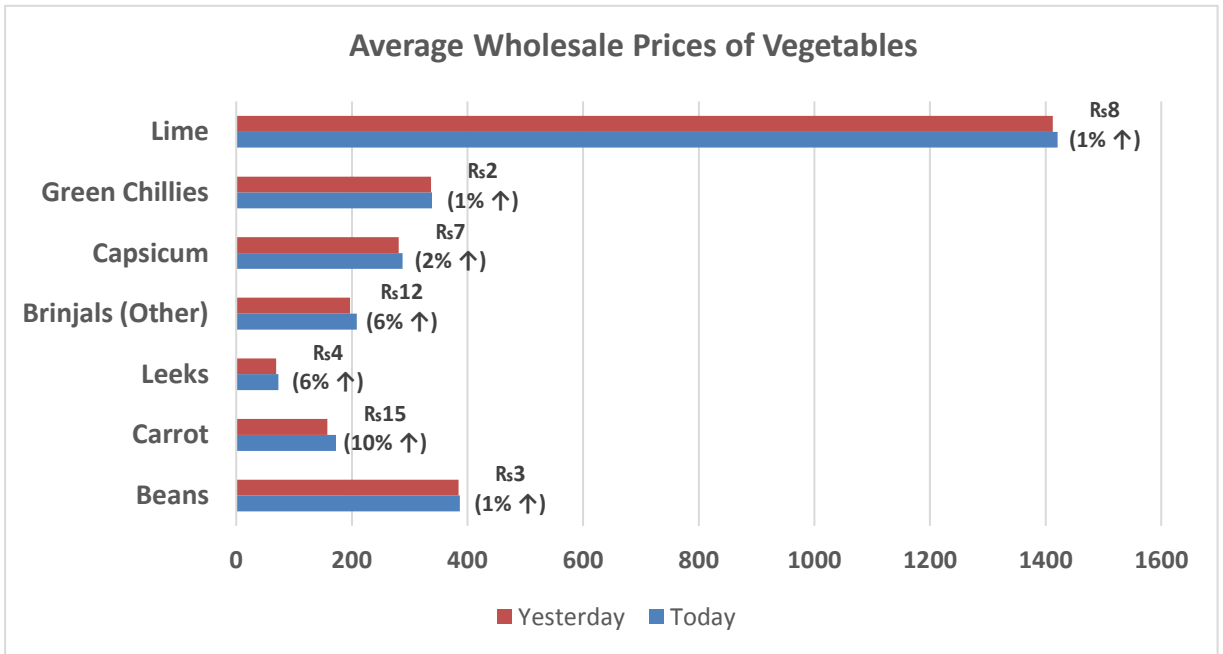
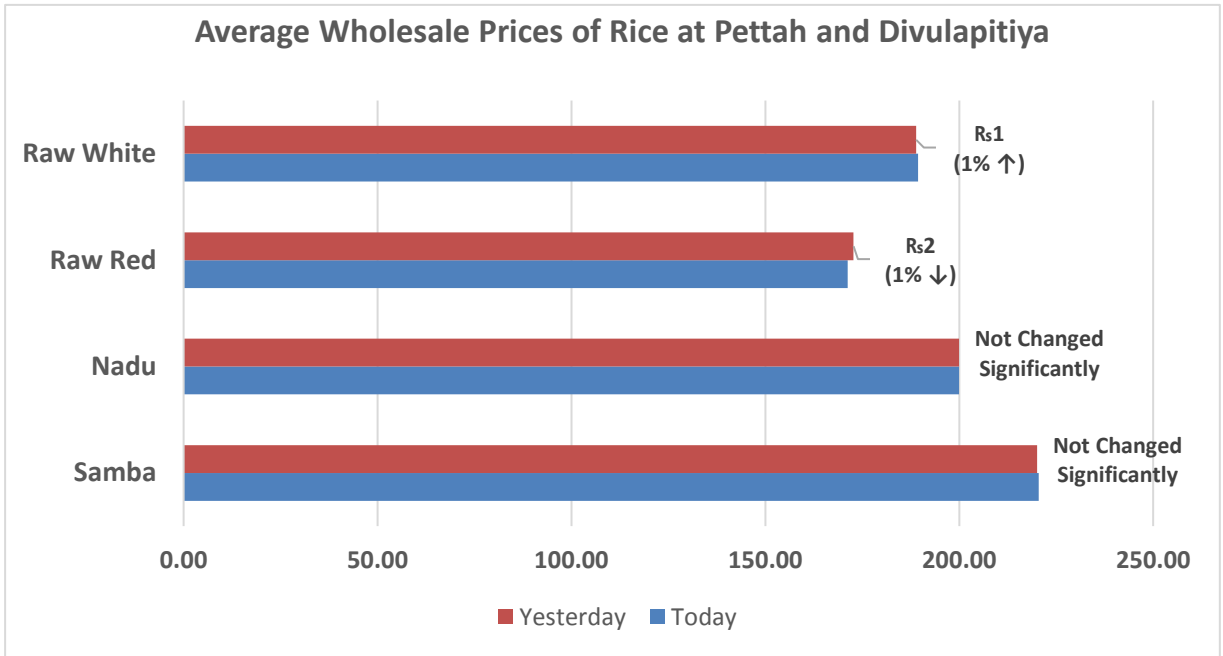


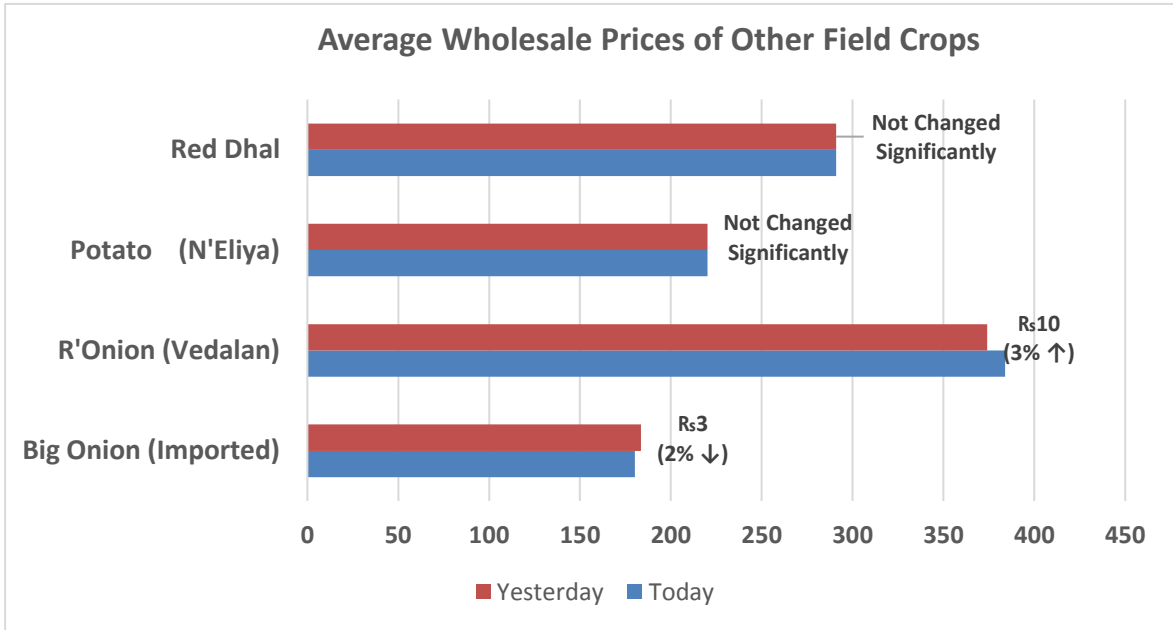
හෙක්ටර් කොබ්බෑකඩුව ගොවිකටයුතු පර්යේෂණ හා පුහුණු කිරීමේ ආයතනය
Hector Kobbekaduwa Agrarian Research and Training Institute
 දත්ත කළමනාකරණ අංශය
 තොග මිල ගණන් (කිලෝවකට රුපියල්)



| වර්ගය | 19/10/2023 | 19/10/2023 | 19/10/2023 | 18/10/2023 | 19/10/2023 | 19/10/2023 | 19/10/2023 | 19/10/2023 | 19/10/2023 | 18/10/2023 |
|--------------------------|---------------------|-------------------|-------------------|------------------|-----------------------|----------------------|------------------------|---------------------|----------------------|---------------------|
| | පැලියගොඩ වෙළඳපොළ | මහනුවර වෙළඳපොළ | දඹුල්ල වෙළඳපොළ | මීගොඩ වෙළඳපොළ | නොරොච්චෝලේ වෙළඳපොළ | තඹින්නේගම වෙළඳපොළ | කැප්පෙට්පොළ වෙළඳපොළ | නුවරඑළිය වෙළඳපොළ | බණ්ඩාරවෙල වෙළඳපොළ | වෙයන්ගොඩ වෙළඳපොළ |
| උඩරට එළවළු | | | | | | | | | | |
| බෝංචි | 400 - 500 | 330 - 350 | 400 - 450 | 390 - 440 | - | 380 - 420 | 320 - 360 | 320 - 350 | - | 370 - 410 |
| කැරට | 180 - 200 | 160 - 170 | 150 - 180 | 170 - 200 | - | 190 - 220 | 100 - 120 | 190 - 200 | - | 150 - 180 |
| ලීක්ස් | 60 - 80 | 70 - 80 | 70 - 90 | 70 - 90 | - | 70 - 80 | 50 - 60 | 60 - 65 | - | 70 - 100 |
| බීටරුට | 80 - 100 | 80 - 90 | 75 - 90 | 80 - 100 | 70 - 80 | 80 - 90 | - | - | - | - |
| බීටරුට (නුවරඑළිය) | 120 - 130 | 110 - 120 | 100 - 110 | - | - | - | 80 - 100 | 80 - 90 | - | 100 - 110 |
| නෝකෝල් | 80 - 100 | 70 - 80 | 70 - 90 | 90 - 100 | - | 60 - 80 | 60 - 80 | 80 - 90 | - | 90 - 130 |
| රාබු | 70 - 80 | 50 - 70 | 40 - 60 | 80 - 100 | 40 - 50 | 50 - 80 | 50 - 60 | 60 - 70 | - | 60 - 80 |
| ගෝවා (නුවරඑළිය) | 90 - 100 | 70 - 80 | 85 - 90 | 130 - 130 | - | 115 - 120 | 50 - 70 | 110 - 120 | - | 90 - 100 |
| ගෝවා (නුවර) | 60 - 70 | 40 - 50 | 70 - 80 | 120 - 125 | 60 - 70 | 100 - 110 | - | - | - | 75 - 80 |
| තක්කාලි | 120 - 140 | 80 - 100 | 80 - 100 | 140 - 180 | - | 70 - 80 | 80 - 100 | 70 - 90 | - | 120 - 160 |
| පහතරට එළවළු | | | | | | | | | | |
| බණ්ඩක්කා | 150 - 160 | 100 - 120 | 90 - 100 | 130 - 150 | 100 - 120 | 70 - 90 | - | - | - | 120 - 130 |
| වමබටු | 250 - 350 | 150 - 170 | 180 - 230 | 160 - 220 | 220 - 250 | 170 - 230 | 100 - 130 | - | - | 250 - 280 |
| මාළු මිරිස් | 300 - 350 | 280 - 320 | 300 - 350 | 260 - 330 | 200 - 220 | 180 - 230 | 300 - 330 | 320 - 330 | - | 280 - 300 |
| වටවක්කා | 40 - 60 | 50 - 60 | 35 - 40 | 45 - 55 | 60 - 70 | 30 - 50 | 40 - 55 | - | - | 40 - 55 |
| පිපිඤ්ඤා | 70 - 80 | 80 - 90 | 55 - 70 | 80 - 100 | 50 - 60 | 30 - 50 | 60 - 70 | - | - | 70 - 90 |
| කරවිල | 320 - 350 | 300 - 310 | 280 - 300 | 260 - 300 | 180 - 230 | 220 - 260 | - | - | - | 300 - 320 |
| පනෝල | 220 - 250 | 160 - 170 | 180 - 200 | 240 - 270 | 100 - 120 | 130 - 150 | - | - | - | 170 - 200 |
| මුරුංගා | 160 - 220 | 150 - 170 | - | 120 - 140 | 110 - 130 | 100 - 120 | - | - | - | 140 - 160 |
| වැටකොළ | 200 - 220 | 220 - 240 | 180 - 220 | 160 - 180 | 120 - 140 | 130 - 160 | - | - | - | 180 - 220 |
| මැකරල් | 220 - 250 | 190 - 200 | 150 - 180 | 140 - 180 | 150 - 160 | 180 - 200 | - | - | - | 190 - 240 |
| අළු කෙසෙල් | 180 - 200 | 180 - 200 | 180 - 220 | 180 - 200 | 150 - 170 | 150 - 180 | - | - | - | 200 - 230 |
| අමු මිරිස් | 300 - 350 | 350 - 400 | 230 - 320 | 350 - 370 | 300 - 320 | 250 - 300 | 380 - 420 | - | - | 380 - 400 |
| දෙහි | 1500 - 1600 | 1400 - 1450 | 1400 - 1500 | 1300 - 1400 | - | 1100 - 1300 | - | - | - | 1500 - 1600 |
| බතල | 70 - 80 | 70 - 90 | 50 - 70 | 70 - 100 | 60 - 70 | 70 - 80 | 60 - 80 | - | - | 70 - 80 |
| මඤ්ඤාක්කා | 80 - 100 | 80 - 90 | 60 - 70 | 90 - 110 | 60 - 70 | 60 - 70 | 90 - 100 | - | - | 100 - 120 |
| එළබටු | 150 - 180 | 250 - 280 | 200 - 230 | 200 - 300 | 240 - 270 | | | | | 240 - 300 |
| අර්තාපල් (ආනයනික) | 170 - 190 | 180 - 200 | 160 - 175 | 185 - 195 | - | 180 - 195 | - | - | - | 178 - 190 |
| අර්තාපල් (වැලිමඩ) | 190 - 200 | 180 - 200 | 190 - 200 | 190 - 210 | - | 200 - 220 | 200 - 210 | - | - | - |
| අර්තාපල් (නුවරඑළිය) | 220 - 230 | 210 - 220 | - | 220 - 230 | - | - | - | 220 - 230 | - | 210 - 210 |
| ලොකුළුණ (ආනයනික) | 120 - 230 | 120 - 250 | 190 - 200 | 60 - 225 | - | 100 - 235 | 220 - 230 | - | - | 95 - 230 |
| ලොකුළුණ දේශීය | - | 220 - 240 | 200 - 230 | 230 - 245 | - | 170 - 220 | - | - | - | 210 - 220 |
| කෙසෙල් | | | | | | | | | | |
| ඇඹුල් (කිලෝවකට) | 100 - 140 | 120 - 150 | 150 - 170 | | | 120 - 150 | | | | 150 - 160 |
| කෝලිකුවටු (කිලෝවකට) | 420 - 460 | 370 - 400 | 350 - 380 | | | 300 - 400 | | | | 420 - 480 |
| සීනි (කිලෝවකට) | 120 - 150 | 120 - 140 | 120 - 170 | | | 100 - 120 | | | | 100 - 140 |
| ආනමාළු (එකකට රු.) | 24 - 30 | - | - | | | - | | | | 15 - 15 |
| ගස්ලබු (කිලෝවකට) | 50 - 100 | 80 - 90 | - | | | 30 - 60 | | | | 80 - 90 |
| වැල්දොඩම් (එකකට රු.) | 55 - 65 | - | - | | | - | | | | 38 - 40 |
| පළතුරු (එකකට රු.) | | | | | | | | | | |
| අන්තාය - ලොකු ප්‍රමාණය | 530 - 570 | - | - | | | | | | | - |
| - මධ්‍යම ප්‍රමාණය | 430 - 470 | - | - | | | | | | | 420 - 450 |
| - කුඩා ප්‍රමාණය | 300 - 340 | - | 360 - 380 | | | | | | | - |
| අඹ - බෙට්ටි | 28 - 30 | - | - | | | | | | | - |
| - කර්තකොලොමබන් | 100 - 130 | - | - | | | | | | | 70 - 100 |
| දිවුල් | 18 - 22 | 16 - 20 | - | | | | | | | 16 - 20 |
| අලිපේර | 50 - 100 | - | - | | | | | | | 40 - 56 |
| දොඩම් | 70 - 80 | - | - | | | | | | | 60 - 70 |

Data Management Division
 Hector Kobbekaduwa Agrarian
 Research and Training Institute
 P.O. Box 1522
 Colombo.





Note:

Usually, the price collection for Veyangoda and Meegoda wholesale markets is done the previous day between 6.00 pm and 8.30 pm, and for all other wholesale markets, the price collection is done between 7.00 am and 2.00 pm.


 Data Management Division
 Director, Kolibekkaduwa Agrarian
 Research and Training Institute
 P.O. Box 1522
 Colombo.

