



Hector Kobbekaduwa Agrarian Research and Training Institute
Data Management Division
(Wholesale Prices of Rice & Subsidiary Food Crops)



2023.09.21

| Item | Pettah | | | | Marandagahamula | | | | | |
|--------------------------------|-------------------|---------|---------|--------|-----------------|--------|--------|---------|--|----------|
| | Range | | Average | | Change * | Range | | Average | | Change * |
| | 21-Sep | 21-Sep | 21-Sep | 20-Sep | | 21-Sep | 21-Sep | 20-Sep | | |
| Rice (Rs/kg) | | | | | | | | | | |
| Samba 1 | 220.00 - 225.00 | 223.00 | 223.00 | | 220.00 - 228.00 | 224.75 | 226.75 | -2.00 | | |
| Samba 2 | 215.00 - 215.00 | 215.00 | 215.00 | | 210.00 - 215.00 | 212.40 | 211.40 | 1.00 | | |
| Keeri Samba | 280.00 - 290.00 | 285.00 | 286.00 | -1.00 | 285.00 - 290.00 | 287.50 | 288.80 | -1.30 | | |
| Nadu 1 | 200.00 - 205.00 | 202.00 | 202.00 | | 210.00 - 214.00 | 212.00 | 212.00 | | | |
| Nadu 2 | 195.00 - 195.00 | 195.00 | 195.00 | | 186.00 - 200.00 | 191.80 | 193.00 | -1.20 | | |
| Raw red | 175.00 - 180.00 | 176.00 | 178.00 | -2.00 | 176.00 - 180.00 | 178.50 | 176.50 | 2.00 | | |
| Raw White | 195.00 - 200.00 | 198.00 | 196.00 | 2.00 | 182.00 - 190.00 | 185.00 | 186.00 | -1.00 | | |
| Imported Rice | | | | | | | | | | |
| Ponne Samba | - | | | | - | | | | | |
| Nadu | - | | | | - | | | | | |
| Raw White | - | | | | - | | | | | |
| Raw red | | | | | | | | | | |
| Subsidiary Food Crops | | | | | | | | | | |
| Dried Chillies (Rs/Kg) | | | | | | | | | | |
| Imported | 1000.00 - 1050.00 | 1020.00 | 1020.00 | | | | | | | |
| Local | | | | | | | | | | |
| Onion (Rs/Kg) | | | | | | | | | | |
| Sinnan | 200.00 - 250.00 | 220.00 | 216.00 | 4.00 | | | | | | |
| Vedalan | 280.00 - 320.00 | 304.00 | 282.00 | 22.00 | | | | | | |
| Imported | - | | | | | | | | | |
| Big Onion | | | | | | | | | | |
| Imported | 65.00 - 170.00 | 128.00 | 128.00 | | | | | | | |
| Local | - | | | | | | | | | |
| Potatoes (Rs/Kg) | | | | | | | | | | |
| Welimada | 170.00 - 180.00 | 174.00 | 174.00 | | | | | | | |
| Nuwaraeliya | 200.00 - 210.00 | 206.00 | 214.00 | -8.00 | | | | | | |
| Imported | 150.00 - 190.00 | 174.00 | 176.00 | -2.00 | | | | | | |
| Pulses (Rs/Kg) | | | | | | | | | | |
| Green Gram | 750.00 - 850.00 | 790.00 | 830.00 | -40.00 | | | | | | |
| Cowpea | 900.00 - 950.00 | 920.00 | 920.00 | | | | | | | |
| Red Dhal | 290.00 - 305.00 | 298.00 | 300.00 | -2.00 | | | | | | |
| Consumption Item(Rs/Kg) | | | | | | | | | | |
| Sugar(White) | 252.00 - 255.00 | 253.50 | 252.50 | 1.00 | | | | | | |
| Wheat Flour | 165.00 - 170.00 | 167.50 | 167.50 | | | | | | | |
| Eggs (Rs/Egg) | | | | | | | | | | |
| Brown | 46.00 - 46.00 | 46.00 | | | | | | | | |
| White | 45.00 - 45.50 | 45.25 | 45.50 | -0.25 | | | | | | |



Hector Kobbekaduwa Agrarian Research and Training Institute

Data Management Division



Wholesale Prices in Selected Markets (Rs/Kg)


| Variety | 21/9/2023 | 21/9/2023 | 21/9/2023 | 20/9/2023 | 21/9/2023 | 21/9/2023 | 21/9/2023 | 21/9/2023 | 21/9/2023 | 20/9/2023 |
|--------------------------------|-------------------|--------------|-----------------|----------------|-------------------|-----------------------|--------------------|--------------------|--------------------|------------------|
| | Peliyagoda Market | Kandy Market | Dambulla Market | Meegoda Market | Norochhole Market | Chambuththegam Market | Keppetipola Market | Nuwaraeliya Market | Bandarawela Market | Veyangoda Market |
| Up Country Vegetable | | | | | | | | | | |
| Beans | 220 - 300 | 230 - 250 | 280 - 330 | 340 - 370 | - | 300 - 330 | 220 - 240 | 240 - 260 | - | 350 - 380 |
| Carrot | 100 - 120 | 120 - 130 | 120 - 150 | 160 - 180 | - | 150 - 170 | 100 - 130 | 130 - 140 | - | 160 - 170 |
| Leeks | 50 - 60 | 50 - 60 | 45 - 60 | 70 - 90 | - | 50 - 60 | 45 - 55 | 40 - 50 | - | 60 - 90 |
| Beet root | 70 - 80 | 90 - 100 | 65 - 80 | 100 - 120 | 60 - 70 | 100 - 110 | - | - | - | 80 - 100 |
| Beet Root(N'eliya) | 120 - 130 | 100 - 120 | 80 - 90 | - | - | - | 80 - 90 | 85 - 95 | - | 100 - 120 |
| Knolkhol | 50 - 70 | 60 - 70 | 60 - 70 | 80 - 100 | - | 60 - 70 | 65 - 75 | 70 - 80 | - | 75 - 110 |
| Raddish | 40 - 50 | 30 - 50 | 45 - 60 | 70 - 80 | 30 - 50 | 50 - 70 | 40 - 50 | 60 - 70 | - | 80 - 95 |
| Cabbage (N'eliya) | 55 - 60 | 70 - 80 | 60 - 70 | 85 - 90 | - | 80 - 80 | 40 - 50 | 60 - 70 | - | 65 - 80 |
| Cabbage (Kandy) | 40 - 50 | 40 - 50 | 40 - 50 | 80 - 85 | 80 - 100 | 70 - 75 | - | - | - | - |
| Tomato | 120 - 130 | 80 - 90 | 100 - 120 | 110 - 120 | - | 70 - 90 | 90 - 100 | 100 - 110 | - | 110 - 130 |
| Low country Vegetable | | | | | | | | | | |
| Ladies Fingers | 110 - 130 | 90 - 100 | 80 - 90 | 100 - 130 | 90 - 110 | 50 - 60 | - | - | - | 90 - 110 |
| Brinjals | 250 - 300 | 150 - 180 | 180 - 230 | 220 - 280 | 200 - 240 | 200 - 250 | 160 - 180 | - | - | 240 - 280 |
| Capsicum | 200 - 300 | 200 - 250 | 150 - 160 | 230 - 260 | 160 - 200 | 170 - 200 | 300 - 320 | 310 - 330 | - | 200 - 250 |
| Pumpkin | 50 - 70 | 50+ 60 | 35 - 45 | 55 - 60 | 80 - 100 | 30 - 50 | 60 - 65 | - | - | 50 - 70 |
| Cucumber | 80 - 100 | 80 - 90 | 60 - 70 | 90 - 100 | 60 - 70 | 50 - 60 | 80 - 90 | - | - | 75 - 90 |
| Bitter Gourd | 280 - 300 | 320 - 330 | 240 - 280 | 300 - 320 | 220 - 260 | 200 - 250 | - | - | - | 280 - 330 |
| Snake Gourd | 180 - 200 | 140 - 150 | 100 - 130 | 180 - 200 | 80 - 120 | 120 - 140 | - | - | - | 140 - 150 |
| Drumstick | 40 - 80 | 50 - 70 | - | 80 - 100 | 50 - 70 | 40 - 50 | - | - | - | 60 - 100 |
| Luffa | 120 - 150 | 140 - 150 | 80 - 100 | 120 - 140 | 100 - 120 | 100 - 120 | - | - | - | 130 - 180 |
| Long Beans | 150 - 180 | 180 - 200 | 130 - 180 | 220 - 240 | 170 - 200 | 120 - 140 | - | - | - | 200 - 240 |
| Ash Plantains | 180 - 200 | 150 - 180 | 140 - 160 | 200 - 220 | 140 - 160 | 120 - 150 | - | - | - | 180 - 220 |
| Green Chillies | 400 - 450 | 400 - 430 | 350 - 430 | 420 - 470 | 380 - 420 | 330 - 400 | 500 - 550 | - | - | 420 - 450 |
| Lime | 1000 - 1100 | 1000 - 1050 | 1000 - 1100 | 1200 - 1250 | - | 800 - 850 | - | - | - | 1100 - 1200 |
| Sweet Potatoe | 90 - 110 | 90 - 110 | 60 - 80 | 70 - 100 | 100 - 120 | 70 - 85 | 80 - 90 | - | - | 85 - 100 |
| Manioc | 120 - 150 | 90 - 100 | 80 - 90 | 100 - 110 | 80 - 100 | 80 - 100 | 110 - 120 | - | - | 120 - 130 |
| Eggplant | 250 - 300 | 220 - 250 | 230 - 250 | 240 - 300 | 220 - 240 | - | - | - | - | 240 - 300 |
| Potato(Imported) | 150 - 190 | 155 - 160 | 145 - 150 | 155 - 175 | - | 155 - 175 | - | - | - | 155 - 160 |
| Potato (Welimada) | 170 - 180 | 170 - 180 | 150 - 160 | 190 - 200 | - | 180 - 200 | 150 - 170 | - | - | 170 - 190 |
| Potato (Nuwaraeliya) | 200 - 210 | 200 - 220 | - | 210 - 220 | - | - | - | 180 - 190 | - | 210 - 210 |
| B'Onion Imported | 65 - 170 | 60 - 180 | 160 - 170 | 170 - 175 | - | 60 - 175 | 180 - 190 | - | - | 55 - 175 |
| Big-onion Local | - | - | 170 - 190 | - | - | - | - | - | - | - |
| Banana | | | | | | | | | | |
| Ambul(Rs/Kg) | 150 - 200 | | | | | | | | | |
| Kolikuttu | 520 - 580 | | | | | | | | | |
| Seeni | 120 - 150 | | | | | | | | | |
| Anamalu (Rs/Fruits) | 22 - 25 | | | | | | | | | |
| Papaya (Rs/Kg) | 80 - 120 | | | | | | | | | |
| Passion Fruits(Rs/Fruit) | 28 - 35 | | | | | | | | | |
| Other Fruits (Rs/Fruit) | | | | | | | | | | |
| Pineapple - Large | 780 - 820 | | | | | | | | | |
| - Medium | 660 - 720 | | | | | | | | | |
| - Small | 500 - 550 | | | | | | | | | |
| Mango - Betti | - | | | | | | | | | |
| - Karathakola | 260 - 300 | | | | | | | | | |
| Woodapple | 16 - 22 | | | | | | | | | |
| Avocado | 60 - 110 | | | | | | | | | |
| Orange | 60 - 70 | | | | | | | | | |

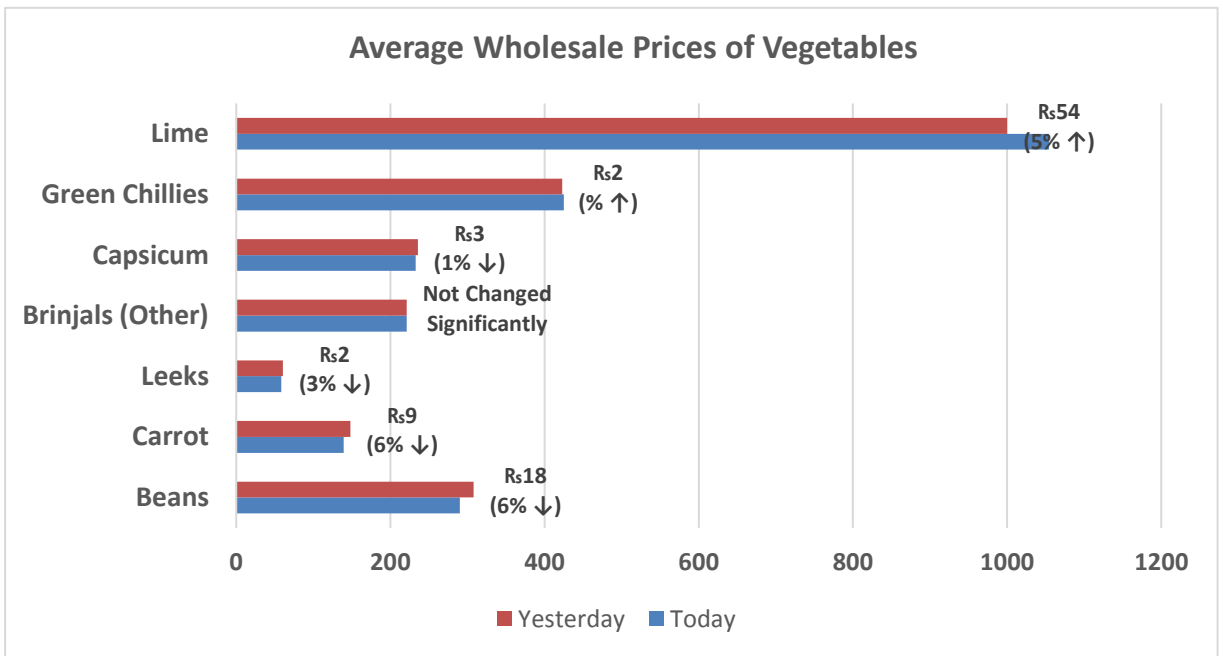
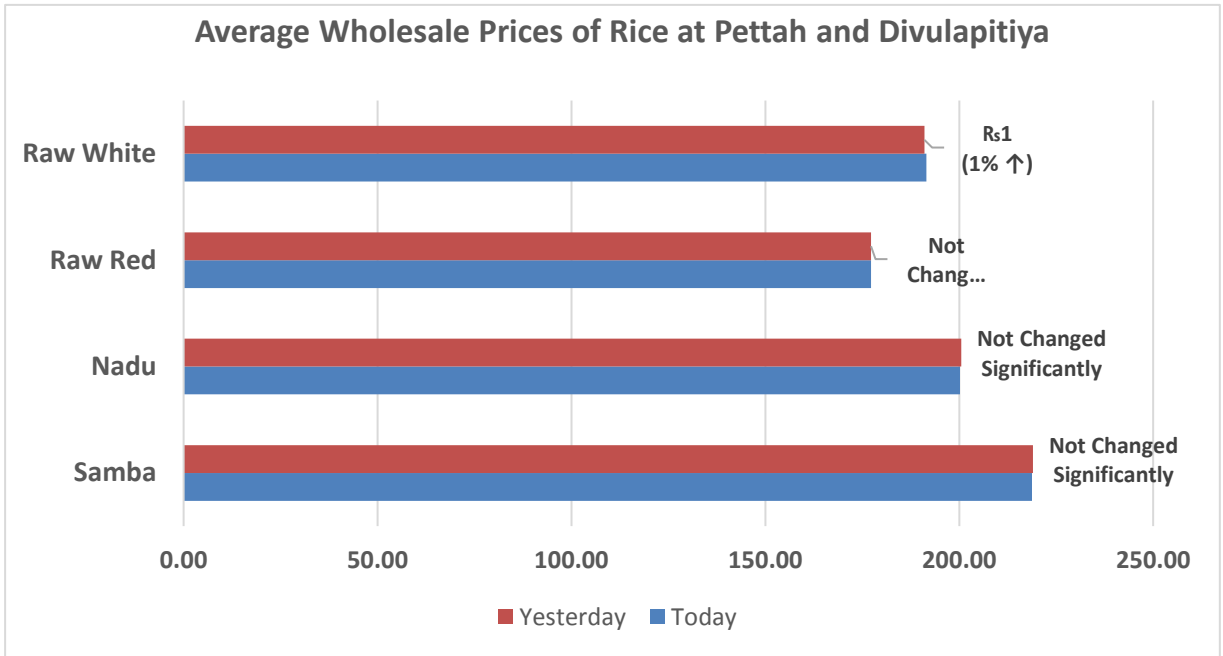


හෙක්ටර් කොබ්බෑකඩුව ගොවිකටයුතු පර්යේෂණ හා පුහුණු කිරීමේ ආයතනය
Hector Kobbekaduwa Agrarian Research and Training Institute
 දත්ත කළමනාකරණ අංශය
 තොග මිල ගණන් (කිලෝවකට රුපියල්)

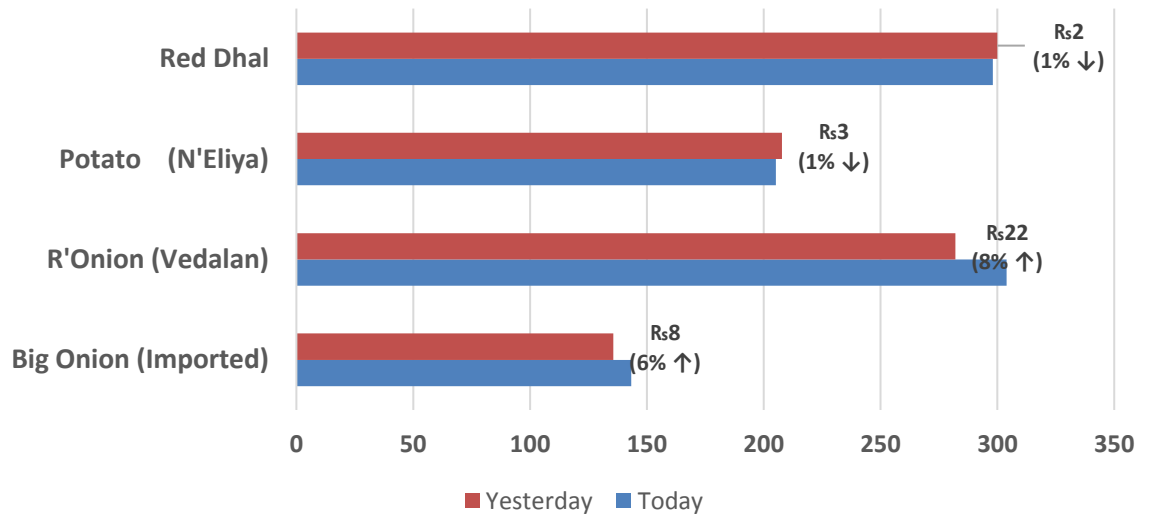


| වර්ගය | 21/9/2023 | 21/9/2023 | 21/9/2023 | 20/9/2023 | 21/9/2023 | 21/9/2023 | 21/9/2023 | 21/9/2023 | 21/9/2023 | 20/9/2023 |
|--------------------------|-------------------|-------------------|-------------------|------------------|---------------------|---------------------|---------------------|---------------------|----------------------|---------------------|
| | පැයගොඩ වෙළඳපොළ | මහනුවර වෙළඳපොළ | දඹුල්ල වෙළඳපොළ | මීගොඩ වෙළඳපොළ | නොරොට්ටේ වෙළඳපොළ | තඹුන්තෙම වෙළඳපොළ | කැපපේපොළ වෙළඳපොළ | නුවරඑළිය වෙළඳපොළ | බණ්ඩාරවෙල වෙළඳපොළ | වේයන්තොඩ වෙළඳපොළ |
| උඩරට එළවළු | | | | | | | | | | |
| බෝවේ | 220 - 300 | 230 - 250 | 280 - 330 | 340 - 370 | - | 300 - 330 | 220 - 240 | 240 - 260 | - | 350 - 380 |
| කැරට | 100 - 120 | 120 - 130 | 120 - 150 | 160 - 180 | - | 150 - 170 | 100 - 130 | 130 - 140 | - | 160 - 170 |
| ලීක්ස් | 50 - 60 | 50 - 60 | 45 - 60 | 70 - 90 | - | 50 - 60 | 45 - 55 | 40 - 50 | - | 60 - 90 |
| බීටරුව | 70 - 80 | 90 - 100 | 65 - 80 | 100 - 120 | 60 - 70 | 100 - 110 | - | - | - | 80 - 100 |
| බීටරුව (නුවරඑළිය) | 120 - 130 | 100 - 120 | 80 - 90 | - | - | - | 80 - 90 | 85 - 95 | - | 100 - 120 |
| නෝකෝල් | 50 - 70 | 60 - 70 | 60 - 70 | 80 - 100 | - | 60 - 70 | 65 - 75 | 70 - 80 | - | 75 - 110 |
| රාබු | 40 - 50 | 30 - 50 | 45 - 60 | 70 - 80 | 30 - 50 | 50 - 70 | 40 - 50 | 60 - 70 | - | 80 - 95 |
| ගෝවා (නුවරඑළිය) | 55 - 60 | 70 - 80 | 60 - 70 | 85 - 90 | - | 80 - 80 | 40 - 50 | 60 - 70 | - | 65 - 80 |
| ගෝවා (නුවර) | 40 - 50 | 40 - 50 | 40 - 50 | 80 - 85 | 80 - 100 | 70 - 75 | - | - | - | - |
| තක්කාලි | 120 - 130 | 80 - 90 | 100 - 120 | 110 - 120 | - | 70 - 90 | 90 - 100 | 100 - 110 | - | 110 - 130 |
| පහතරට එළවළු | | | | | | | | | | |
| බණ්ඩක්කා | 110 - 130 | 90 - 100 | 80 - 90 | 100 - 130 | 90 - 110 | 50 - 60 | - | - | - | 90 - 110 |
| වම්බු | 250 - 300 | 150 - 180 | 180 - 230 | 220 - 280 | 200 - 240 | 200 - 250 | 160 - 180 | - | - | 240 - 280 |
| මාළු මිරිස් | 200 - 300 | 200 - 250 | 150 - 160 | 230 - 260 | 160 - 200 | 170 - 200 | 300 - 320 | 310 - 330 | - | 200 - 250 |
| වටටක්කා | 50 - 70 | 50 + 60 | 35 - 45 | 55 - 60 | 80 - 100 | 30 - 50 | 60 - 65 | - | - | 50 - 70 |
| පිපිඤ්ඤා | 80 - 100 | 80 - 90 | 60 - 70 | 90 - 100 | 60 - 70 | 50 - 60 | 80 - 90 | - | - | 75 - 90 |
| කරවිල | 280 - 300 | 320 - 330 | 240 - 280 | 300 - 320 | 220 - 260 | 200 - 250 | - | - | - | 280 - 330 |
| පනෝල | 180 - 200 | 140 - 150 | 100 - 130 | 180 - 200 | 80 - 120 | 120 - 140 | - | - | - | 140 - 150 |
| මුරුංගා | 40 - 80 | 50 - 70 | - | 80 - 100 | 50 - 70 | 40 - 50 | - | - | - | 60 - 100 |
| වැටකොළ | 120 - 150 | 140 - 150 | 80 - 100 | 120 - 140 | 100 - 120 | 100 - 120 | - | - | - | 130 - 180 |
| මැකරල් | 150 - 180 | 180 - 200 | 130 - 180 | 220 - 240 | 170 - 200 | 120 - 140 | - | - | - | 200 - 240 |
| අළු කෙසෙල් | 180 - 200 | 150 - 180 | 140 - 160 | 200 - 220 | 140 - 160 | 120 - 150 | - | - | - | 180 - 220 |
| අමු මිරිස් | 400 - 450 | 400 - 430 | 350 - 430 | 420 - 470 | 380 - 420 | 330 - 400 | 500 - 550 | - | - | 420 - 450 |
| දෙහි | 1000 - 1100 | 1000 - 1050 | 1000 - 1100 | 1200 - 1250 | - | 800 - 850 | - | - | - | 1100 - 1200 |
| බතල | 90 - 110 | 90 - 110 | 60 - 80 | 70 - 100 | 100 - 120 | 70 - 85 | 80 - 90 | - | - | 85 - 100 |
| මඤ්ඤාක්කා | 120 - 150 | 90 - 100 | 80 - 90 | 100 - 110 | 80 - 100 | 80 - 100 | 110 - 120 | - | - | 120 - 130 |
| එළබටු | 250 - 300 | 220 - 250 | 230 - 250 | 240 - 300 | 220 - 240 | | | | | 240 - 300 |
| අර්නාපල් (ආනයනික) | 150 - 190 | 155 - 160 | 145 - 150 | 155 - 175 | - | 155 - 175 | - | - | - | 155 - 160 |
| අර්නාපල් (වැලිමඩ) | 170 - 180 | 170 - 180 | 150 - 160 | 190 - 200 | - | 180 - 200 | 150 - 170 | - | - | 170 - 190 |
| අර්නාපල් (නුවරඑළිය) | 200 - 210 | 200 - 220 | - | 210 - 220 | - | - | - | 180 - 190 | - | 210 - 210 |
| ලොකුඑළු (ආනයනික) | 65 - 170 | 60 - 180 | 160 - 170 | 170 - 175 | - | 60 - 175 | 180 - 190 | - | - | 55 - 175 |
| ලොකුඑළු දේශීය | - | - | 170 - 190 | - | - | - | - | - | - | - |
| කෙසෙල් | | | | | | | | | | |
| ඇඹිල් (කිලෝවකට) | 150 - 200 | | | | | | | | | |
| කෝලිකුටු (කිලෝවකට) | 520 - 580 | | | | | | | | | |
| සීනි (කිලෝවකට) | 120 - 150 | | | | | | | | | |
| ආනමාළු (එකකට රු.) | 22 - 25 | | | | | | | | | |
| ගස්ලබු (කිලෝවකට) | 80 - 120 | | | | | | | | | |
| වැල්දොඩම් (එකකට රු.) | 28 - 35 | | | | | | | | | |
| පළතුරු (එකකට රු.) | | | | | | | | | | |
| අන්තාස - ලොකු ප්‍රමාණය | 780 - 820 | | | | | | | | | |
| - මධ්‍යම ප්‍රමාණය | 660 - 720 | | | | | | | | | |
| - කුඩා ප්‍රමාණය | 500 - 550 | | | | | | | | | |
| අඹ - බෙට්ටි | - | | | | | | | | | |
| - කර්තකොලොමබන් | 260 - 300 | | | | | | | | | |
| දිවුල් | 16 - 22 | | | | | | | | | |
| අලිපේර | 60 - 110 | | | | | | | | | |
| දොඩම් | 60 - 70 | | | | | | | | | |


 Data Management Division
 Hector Kobbekaduwa Agrarian
 Research and Training Institute
 - P.O. Box 1522
 Colombo.



Average Wholesale Prices of Other Field Crops



[Signature]
Data Management Division
Hector Kobbekaduwa Agrarian
Research and Training Institute
P.O. Box 1522
Colombo.

