



Hector Kobbekaduwa Agrarian Research and Training Institute
Data Management Division
(Wholesale Prices of Rice & Subsidiary Food Crops)



2023.08.22

| Item | Pettah | | | | Marandagahamula | | | | | |
|-------------------------------|-------------------|---------|---------|--------|-----------------|--------|--------|---------|--------|----------|
| | Range | | Average | | Change * | Range | | Average | | Change * |
| | 22-Aug | 21-Aug | 22-Aug | 21-Aug | | 22-Aug | 21-Aug | 22-Aug | 21-Aug | |
| Rice (Rs/kg) | | | | | | | | | | |
| Samba 1 | 210.00 - 215.00 | 213.00 | 213.00 | | 224.00 - 227.00 | 225.75 | 225.00 | 0.75 | | |
| Samba 2 | 200.00 - 205.00 | 204.00 | 204.00 | | 198.00 - 215.00 | 205.80 | 199.00 | 6.80 | | |
| Keeri Samba | 260.00 - 260.00 | 260.00 | 260.00 | | 262.00 - 265.00 | 263.50 | 260.00 | 3.50 | | |
| Nadu 1 | 185.00 - 190.00 | 188.00 | 182.00 | 6.00 | 212.00 - 212.00 | 212.00 | 214.00 | -2.00 | | |
| Nadu 2 | 175.00 - 180.00 | 179.00 | 174.00 | 5.00 | 170.00 - 178.00 | 173.20 | 168.00 | 5.20 | | |
| Raw red | 150.00 - 150.00 | 150.00 | 148.00 | 2.00 | 155.00 - 155.00 | 155.00 | 147.25 | 7.75 | | |
| Raw White | 180.00 - 180.00 | 180.00 | 180.00 | | 170.00 - 180.00 | 172.80 | 160.80 | 12.00 | | |
| Imported Rice | | | | | | | | | | |
| Ponne Samba | - | | | | - | | | | | |
| Nadu | - | | | | - | | | | | |
| Raw White | - | | | | - | | | | | |
| Raw red | | | | | | | | | | |
| Subsidiary Food Crops | | | | | | | | | | |
| Dried Chillies (Rs/Kg) | | | | | | | | | | |
| Imported | 1000.00 - 1050.00 | 1030.00 | 1030.00 | | | | | | | |
| Local | | | | | | | | | | |
| Onion (Rs/Kg) | | | | | | | | | | |
| Sinnan | 200.00 - 220.00 | 208.00 | 212.00 | -4.00 | | | | | | |
| Vedalan | 280.00 - 300.00 | 288.00 | 292.00 | -4.00 | | | | | | |
| Imported | - | | | | | | | | | |
| Big Onion | | | | | | | | | | |
| Imported | 135.00 - 180.00 | 162.00 | 160.00 | 2.00 | | | | | | |
| Local | - | | | | | | | | | |
| Potatoes (Rs/Kg) | | | | | | | | | | |
| Welimada | 260.00 - 270.00 | 264.00 | 296.00 | -32.00 | | | | | | |
| Nuwaraeliya | 280.00 - 290.00 | 286.00 | 312.00 | -26.00 | | | | | | |
| Imported | 160.00 - 250.00 | 196.00 | 218.00 | -22.00 | | | | | | |
| Pulses (Rs/Kg) | | | | | | | | | | |
| Green Gram | 900.00 - 950.00 | 930.00 | 930.00 | | | | | | | |
| Cowpea | 850.00 - 900.00 | 880.00 | 880.00 | | | | | | | |
| Red Dhal | 275.00 - 285.00 | 279.00 | 276.00 | 3.00 | | | | | | |
| Eggs (Rs/Egg) | | | | | | | | | | |
| Brown | - | | | | | | | | | |
| White | 43.00 - 44.00 | 43.50 | 43.50 | | | | | | | |

Data Management Division
Hector Kobbekaduwa Agrarian
Research and Training Institute
P.O. Box 1522
Colombo.



Hector Kobbekaduwa Agrarian Research and Training Institute Data Management Division

Wholesale Prices in Selected Markets (Rs/Kg)




| Variety | 22/8/2023 | 22/8/2023 | 22/8/2023 | 21/8/2023 | 22/8/2023 | 22/8/2023 | 22/8/2023 | 22/8/2023 | 22/8/2023 | 21/8/2023 |
|--------------------------------|-------------------|--------------|-----------------|----------------|-------------------|-----------------------|--------------------|--------------------|--------------------|------------------|
| | Peliyagoda Market | Kandy Market | Dambulla Market | Meegoda Market | Norochhole Market | Chambuththegam Market | Keppetipola Market | Nuwaraeliya Market | Bandarawela Market | Veyangoda Market |
| Up Country Vegetable | | | | | | | | | | |
| Beans | 300 - 350 | 300 - 320 | 300 - 360 | 390 - 420 | - | 380 - 400 | 350 - 380 | 360 - 380 | - | 360 - 400 |
| Carrot | 280 - 300 | 280 - 300 | 250 - 320 | 370 - 390 | - | 350 - 380 | 280 - 300 | 330 - 340 | - | 300 - 320 |
| Leeks | 80 - 100 | 90 - 100 | 90 - 100 | 100 - 130 | - | 100 - 120 | 80 - 90 | 90 - 100 | - | 100 - 120 |
| Beet root | 60 - 80 | 70 - 80 | 50 - 70 | 80 - 90 | 50 - 60 | 80 - 90 | - | - | - | - |
| Beet Root(N'eliya) | 120 - 150 | 100 - 120 | 80 - 100 | 90 - 110 | - | - | 70 - 80 | 80 - 90 | - | 80 - 90 |
| Knolkhol | 70 - 80 | 50 - 70 | 50 - 60 | 75 - 90 | - | 50 - 70 | 50 - 60 | 60 - 70 | - | 70 - 90 |
| Raddish | 50 - 60 | 40 - 50 | 30 - 40 | 90 - 100 | 30 - 40 | 40 - 60 | 40 - 50 | 35 - 45 | - | 60 - 60 |
| Cabbage (N'eliya) | 140 - 150 | 160 - 170 | 150 - 160 | 160 - 170 | - | 160 - 170 | 100 - 110 | 130 - 150 | - | 140 - 170 |
| Cabbage (Kandy) | 120 - 130 | 120 - 130 | 130 - 140 | 140 - 150 | - | 150 - 155 | - | - | - | - |
| Tomato | 60 - 80 | 70 - 90 | 60 - 70 | 95 - 100 | - | 40 - 50 | 60 - 70 | 70 - 80 | - | 65 - 90 |
| Low country Vegetable | | | | | | | | | | |
| Ladies Fingers | 70 - 80 | 70 - 85 | 50 - 60 | 90 - 100 | 70 - 80 | 40 - 50 | - | - | - | 70 - 90 |
| Brinjals | 150 - 200 | 170 - 200 | 160 - 220 | 240 - 260 | 170 - 200 | 170 - 220 | 200 - 220 | - | - | 230 - 280 |
| Capsicum | 150 - 200 | 180 - 220 | 150 - 170 | 220 - 280 | 160 - 180 | 130 - 170 | 220 - 240 | 240 - 260 | - | 180 - 200 |
| Pumpkin | 60 - 80 | 80+ 90 | 50 - 70 | 70 - 80 | 60 - 100 | 40 - 60 | 80 - 90 | - | - | 60 - 80 |
| Cucumber | 80 - 100 | 70 - 80 | 60 - 65 | 75 - 80 | 50 - 60 | 50 - 60 | 70 - 80 | - | - | 70 - 90 |
| Bitter Gourd | 200 - 220 | 200 - 220 | 180 - 200 | 220 - 240 | 180 - 200 | 130 - 160 | - | - | - | 180 - 220 |
| Snake Gourd | 130 - 140 | 120 - 140 | 80 - 100 | 120 - 130 | 70 - 120 | 80 - 100 | - | - | - | 100 - 150 |
| Drumstick | 150 - 300 | 220 - 240 | - | 240 - 250 | 130 - 180 | 200 - 230 | - | - | - | 200 - 250 |
| Luffa | 100 - 120 | 130 - 150 | 120 - 140 | 130 - 150 | 100 - 130 | 90 - 120 | - | - | - | 120 - 160 |
| Long Beans | 130 - 150 | 130 - 150 | 150 - 180 | 160 - 200 | 140 - 160 | 120 - 140 | - | - | - | 130 - 170 |
| Ash Plantains | 150 - 160 | 150 - 180 | 150 - 180 | 180 - 200 | 150 - 160 | 120 - 150 | - | - | - | 170 - 200 |
| Green Chillies | 380 - 420 | 400 - 450 | 350 - 400 | 400 - 450 | 350 - 430 | 300 - 380 | 400 - 420 | - | - | 400 - 450 |
| Lime | 650 - 750 | 700 - 750 | 600 - 650 | 650 - 670 | - | 500 - 550 | - | - | - | 650 - 700 |
| Sweet Potatoe | 90 - 100 | 80 - 100 | 60 - 80 | 70 - 80 | 80 - 100 | 80 - 100 | 80 - 100 | - | - | 70 - 100 |
| Manioc | 140 - 160 | 110 - 120 | 80 - 100 | 120 - 130 | 100 - 120 | 80 - 100 | 100 - 120 | - | - | 130 - 130 |
| Eggplant | 180 - 200 | 200 - 220 | 180 - 220 | 200 - 250 | 180 - 200 | - | - | - | - | 220 - 240 |
| Potato(Imported) | 160 - 250 | 165 - 195 | 165 - 170 | 168 - 190 | - | 175 - 195 | - | - | - | 167 - 178 |
| Potato (Welimada) | 260 - 270 | - | - | - | - | - | 240 - 250 | - | - | - |
| Potato (Nuwaraeliya) | 280 - 290 | 350 - 360 | 290 - 300 | 290 - 320 | - | 310 - 330 | - | 290 - 300 | - | 290 - 300 |
| B'Onion Imported | 135 - 180 | 150 - 190 | 135 - 190 | 170 - 180 | - | 143 - 185 | 160 - 200 | - | - | 135 - 180 |
| Big-onion Local | - | - | - | - | - | - | - | - | - | - |
| Banana | | | | | | | | | | |
| Ambul(Rs/Kg) | 200 - 240 | | | | | | | | | |
| Kolikuttu | 500 - 540 | | | | | | | | | |
| Seeni | 120 - 150 | | | | | | | | | |
| Anamalu (Rs/Fruits) | 24 - 30 | | | | | | | | | |
| Papaya (Rs/Kg) | 230 - 250 | | | | | | | | | |
| Passion Fruits(Rs/Fruit) | 28 - 32 | | | | | | | | | |
| Other Fruits (Rs/Fruit) | | | | | | | | | | |
| Pineapple - Large | 920 - 1000 | | | | | | | | | |
| - Medium | 800 - 850 | | | | | | | | | |
| - Small | 650 - 700 | | | | | | | | | |
| Mango - Betti | - | | | | | | | | | |
| - Karathakola | 300 - 350 | | | | | | | | | |
| Woodapple | 30 - 34 | | | | | | | | | |
| Avocado | 50 - 120 | | | | | | | | | |
| Orange | 45 - 50 | | | | | | | | | |

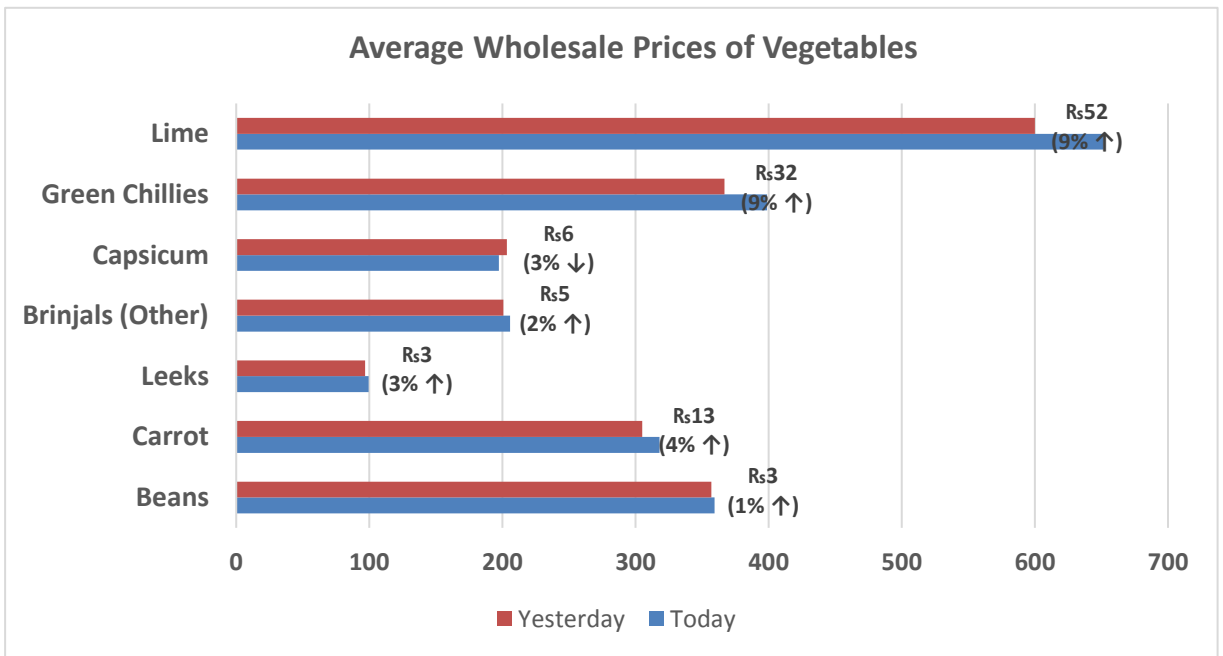
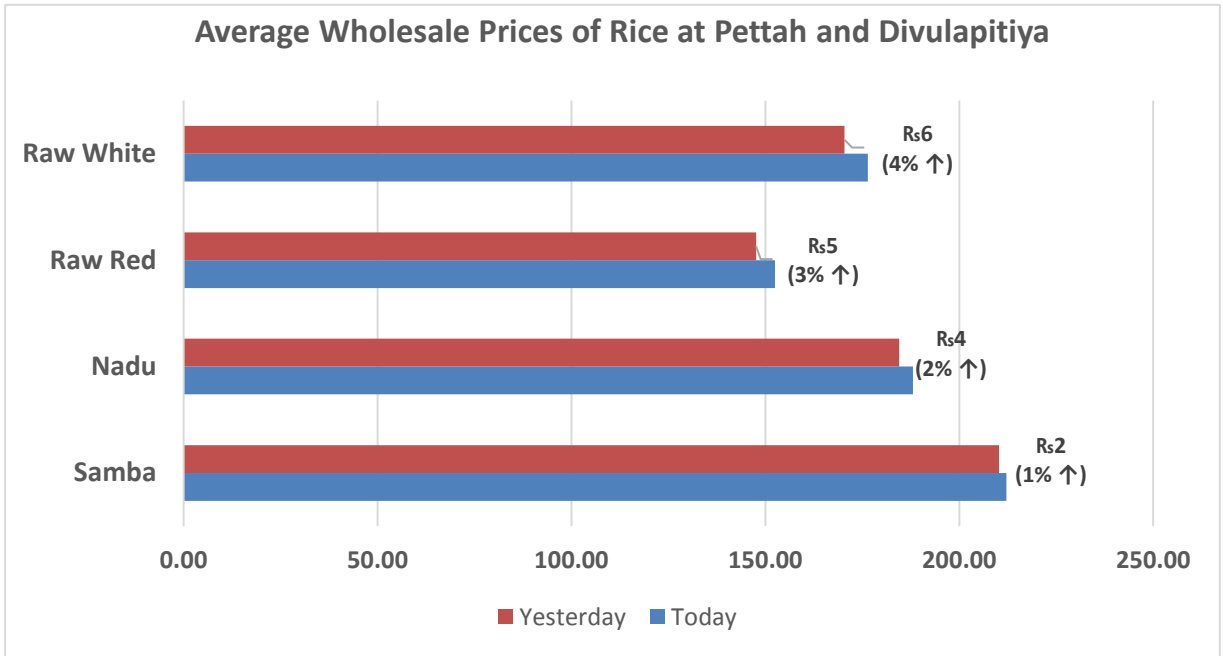


හෙක්ටර් කොබ්බෑකඩුව ගොවිකටයුතු පර්යේෂණ හා පුහුණු කිරීමේ ආයතනය
Hector Kobbekaduwa Agrarian Research and Training Institute
 දත්ත කළමනාකරණ අංශය
 තොග මිල ගණන් (කිලෝවකට රුපියල්)

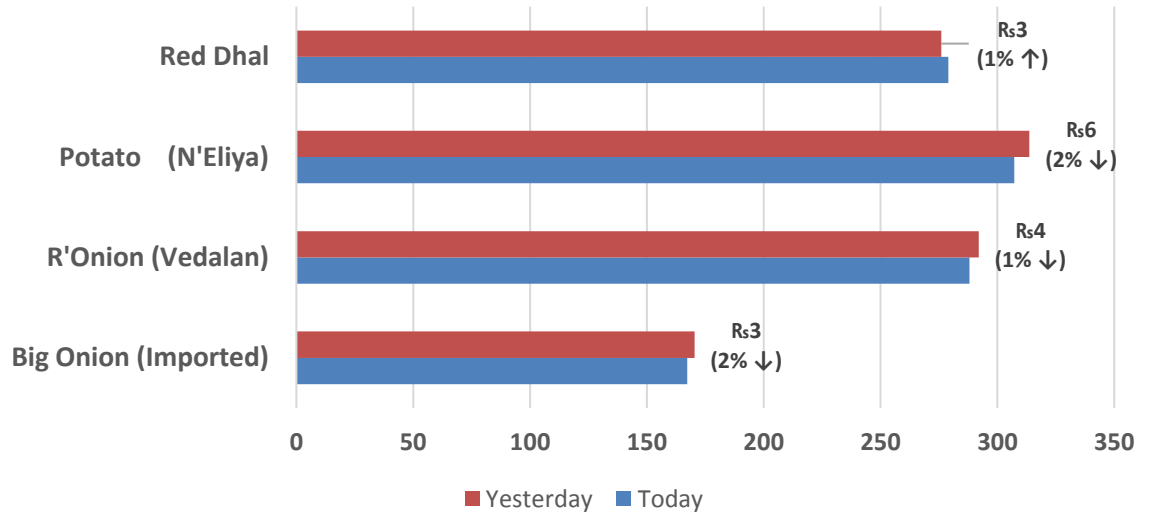



| වර්ගය | 22/8/2023 | 22/8/2023 | 22/8/2023 | 21/8/2023 | 22/8/2023 | 22/8/2023 | 22/8/2023 | 22/8/2023 | 22/8/2023 | 21/8/2023 |
|--------------------------|----------------|----------------|----------------|---------------|---------------------|---------------------|--------------------|------------------|-------------------|------------------|
| | පැයගොඩ වෙළඳපොළ | මහනුවර වෙළඳපොළ | දඹුල්ල වෙළඳපොළ | මීගොඩ වෙළඳපොළ | නොරොට්ටෝවෙල වෙළඳපොළ | තඹුන්තෙත්තම වෙළඳපොළ | කැපපෙට්පොළ වෙළඳපොළ | නුවරඑළිය වෙළඳපොළ | බණ්ඩාරවෙල වෙළඳපොළ | වෙයන්තොඩ වෙළඳපොළ |
| උඩරට එළවළු | | | | | | | | | | |
| බෝංචි | 300 - 350 | 300 - 320 | 300 - 360 | 390 - 420 | - | 380 - 400 | 350 - 380 | 360 - 380 | - | 360 - 400 |
| කැරට් | 280 - 300 | 280 - 300 | 250 - 320 | 370 - 390 | - | 350 - 380 | 280 - 300 | 330 - 340 | - | 300 - 320 |
| ලීක්ස් | 80 - 100 | 90 - 100 | 90 - 100 | 100 - 130 | - | 100 - 120 | 80 - 90 | 90 - 100 | - | 100 - 120 |
| බීටරුට් | 60 - 80 | 70 - 80 | 50 - 70 | 80 - 90 | 50 - 60 | 80 - 90 | - | - | - | - |
| බීටරුට් (නුවරඑළිය) | 120 - 150 | 100 - 120 | 80 - 100 | 90 - 110 | - | - | 70 - 80 | 80 - 90 | - | 80 - 90 |
| නෝකෝල් | 70 - 80 | 50 - 70 | 50 - 60 | 75 - 90 | - | 50 - 70 | 50 - 60 | 60 - 70 | - | 70 - 90 |
| රාබු | 50 - 60 | 40 - 50 | 30 - 40 | 90 - 100 | 30 - 40 | 40 - 60 | 40 - 50 | 35 - 45 | - | 60 - 60 |
| ගෝවා (නුවරඑළිය) | 140 - 150 | 160 - 170 | 150 - 160 | 160 - 170 | - | 160 - 170 | 100 - 110 | 130 - 150 | - | 140 - 170 |
| ගෝවා (නුවර) | 120 - 130 | 120 - 130 | 130 - 140 | 140 - 150 | - | 150 - 155 | - | - | - | - |
| තක්කාලි | 60 - 80 | 70 - 90 | 60 - 70 | 95 - 100 | - | 40 - 50 | 60 - 70 | 70 - 80 | - | 65 - 90 |
| පහතරට එළවළු | | | | | | | | | | |
| බණ්ඩක්කා | 70 - 80 | 70 - 85 | 50 - 60 | 90 - 100 | 70 - 80 | 40 - 50 | - | - | - | 70 - 90 |
| වම්බටු | 150 - 200 | 170 - 200 | 160 - 220 | 240 - 260 | 170 - 200 | 170 - 220 | 200 - 220 | - | - | 230 - 280 |
| මාළු මිරිස් | 150 - 200 | 180 - 220 | 150 - 170 | 220 - 280 | 160 - 180 | 130 - 170 | 220 - 240 | 240 - 260 | - | 180 - 200 |
| වට්ටක්කා | 60 - 80 | 80 - 90 | 50 - 70 | 70 - 80 | 60 - 100 | 40 - 60 | 80 - 90 | - | - | 60 - 80 |
| පිටිකොළ | 80 - 100 | 70 - 80 | 60 - 65 | 75 - 80 | 50 - 60 | 50 - 60 | 70 - 80 | - | - | 70 - 90 |
| කරවිල | 200 - 220 | 200 - 220 | 180 - 200 | 220 - 240 | 180 - 200 | 130 - 160 | - | - | - | 180 - 220 |
| පතෝල | 130 - 140 | 120 - 140 | 80 - 100 | 120 - 130 | 70 - 120 | 80 - 100 | - | - | - | 100 - 150 |
| මුරුගා | 150 - 300 | 220 - 240 | - | 240 - 250 | 130 - 180 | 200 - 230 | - | - | - | 200 - 250 |
| වැටකොළ | 100 - 120 | 130 - 150 | 120 - 140 | 130 - 150 | 100 - 130 | 90 - 120 | - | - | - | 120 - 160 |
| මැකරල් | 130 - 150 | 130 - 150 | 150 - 180 | 160 - 200 | 140 - 160 | 120 - 140 | - | - | - | 130 - 170 |
| අළු කෙසෙල් | 150 - 160 | 150 - 180 | 150 - 180 | 180 - 200 | 150 - 160 | 120 - 150 | - | - | - | 170 - 200 |
| අමු මිරිස් | 380 - 420 | 400 - 450 | 350 - 400 | 400 - 450 | 350 - 430 | 300 - 380 | 400 - 420 | - | - | 400 - 450 |
| දෙහි | 650 - 750 | 700 - 750 | 600 - 650 | 650 - 670 | - | 500 - 550 | - | - | - | 650 - 700 |
| බතල | 90 - 100 | 80 - 100 | 60 - 80 | 70 - 80 | 80 - 100 | 80 - 100 | 80 - 100 | - | - | 70 - 100 |
| මකුණකොක්කා | 140 - 160 | 110 - 120 | 80 - 100 | 120 - 130 | 100 - 120 | 80 - 100 | 100 - 120 | - | - | 130 - 130 |
| එළබටු | 180 - 200 | 200 - 220 | 180 - 220 | 200 - 250 | 180 - 200 | - | - | - | - | 220 - 240 |
| අර්තාපල් (ආනයනික) | 160 - 250 | 165 - 195 | 165 - 170 | 168 - 190 | - | 175 - 195 | - | - | - | 167 - 178 |
| අර්තාපල් (වැලිමඩ) | 260 - 270 | - | - | - | - | - | 240 - 250 | - | - | - |
| අර්තාපල් (නුවරඑළිය) | 280 - 290 | 350 - 360 | 290 - 300 | 290 - 320 | - | 310 - 330 | - | 290 - 300 | - | 290 - 300 |
| ලොකුඑළු (ආනයනික) | 135 - 180 | 150 - 190 | 135 - 190 | 170 - 180 | - | 143 - 185 | 160 - 200 | - | - | 135 - 180 |
| ලොකුඑළු දේශීය | - | - | - | - | - | - | - | - | - | - |
| කෙසෙල් | | | | | | | | | | |
| ඇඹිල් (කිලෝවකට) | 200 - 240 | | | | | | | | | |
| කෝලිකුටු (කිලෝවකට) | 500 - 540 | | | | | | | | | |
| සීනි (කිලෝවකට) | 120 - 150 | | | | | | | | | |
| ආනමාළු (එකකට රු.) | 24 - 30 | | | | | | | | | |
| ගස්ලබු (කිලෝවකට) | 230 - 250 | | | | | | | | | |
| වැල්දොඩම් (එකකට රු.) | 28 - 32 | | | | | | | | | |
| පළතුරු (එකකට රු.) | | | | | | | | | | |
| අන්තාස - ලොකු ප්‍රමාණය | 920 - 1000 | | | | | | | | | |
| - මධ්‍යම ප්‍රමාණය | 800 - 850 | | | | | | | | | |
| - කුඩා ප්‍රමාණය | 650 - 700 | | | | | | | | | |
| අඹ - බෙට්ටි | - | | | | | | | | | |
| - කර්තකොලොම්බන් | 300 - 350 | | | | | | | | | |
| දිවුල් | 30 - 34 | | | | | | | | | |
| අලිපේර | 50 - 120 | | | | | | | | | |
| දොඩම් | 45 - 50 | | | | | | | | | |


 Data Management Division
 Hector Kobbekaduwa Agrarian
 Research and Training Institute
 - P.O. Box 1522
 Colombo.



Average Wholesale Prices of Other Field Crops




Data Management Division
Hector Kobbekaduwa Agrarian
Research and Training Institute
P.O. Box 1522
Colombo.

