



Hector Kobbekaduwa Agrarian Research and Training Institute
Data Management Division
(Wholesale Prices of Rice & Subsidiary Food Crops)



2023.08.25

| Item | Pettah | | | | Marandagahamula | | | | | |
|-------------------------------|-------------------|---------|---------|--------|-----------------|--------|--------|---------|--------|----------|
| | Range | | Average | | Change * | Range | | Average | | Change * |
| | 25-Aug | 24-Aug | 25-Aug | 24-Aug | | 25-Aug | 24-Aug | 25-Aug | 24-Aug | |
| Rice (Rs/kg) | | | | | | | | | | |
| Samba 1 | 215.00 - 220.00 | 217.00 | 217.00 | | 224.00 - 227.00 | 225.75 | 225.75 | | | |
| Samba 2 | 210.00 - 210.00 | 210.00 | 210.00 | | 198.00 - 215.00 | 207.00 | 207.00 | | | |
| Keeri Samba | 260.00 - 260.00 | 260.00 | 260.00 | | 265.00 - 275.00 | 270.00 | 272.50 | | | -2.50 |
| Nadu 1 | 190.00 - 200.00 | 196.00 | 193.00 | 3.00 | 212.00 - 212.00 | 212.00 | 212.00 | | | |
| Nadu 2 | 185.00 - 185.00 | 185.00 | 185.00 | | 175.00 - 182.00 | 178.40 | 178.40 | | | |
| Raw red | 155.00 - 160.00 | 157.00 | 158.00 | -1.00 | 155.00 - 162.00 | 156.75 | 156.75 | | | |
| Raw White | 185.00 - 190.00 | 187.00 | 182.00 | 5.00 | 178.00 - 185.00 | 180.20 | 180.20 | | | |
| Imported Rice | | | | | | | | | | |
| Ponne Samba | - | | | | - | | | | | |
| Nadu | - | | | | - | | | | | |
| Raw White | - | | | | - | | | | | |
| Raw red | | | | | | | | | | |
| Subsidiary Food Crops | | | | | | | | | | |
| Dried Chillies (Rs/Kg) | | | | | | | | | | |
| Imported | 1000.00 - 1050.00 | 1030.00 | 1030.00 | | | | | | | |
| Local | | | | | | | | | | |
| Onion (Rs/Kg) | | | | | | | | | | |
| Sinnan | 200.00 - 220.00 | 208.00 | 200.00 | 8.00 | | | | | | |
| Vedalan | 280.00 - 300.00 | 288.00 | 288.00 | | | | | | | |
| Imported | - | | | | | | | | | |
| Big Onion | | | | | | | | | | |
| Imported | 130.00 - 190.00 | 164.00 | 160.00 | 4.00 | | | | | | |
| Local | - | | | | | | | | | |
| Potatoes (Rs/Kg) | | | | | | | | | | |
| Welimada | 280.00 - 290.00 | 284.00 | 284.00 | | | | | | | |
| Nuwaraeliya | 300.00 - 310.00 | 304.00 | 304.00 | | | | | | | |
| Imported | 160.00 - 240.00 | 208.00 | 216.00 | -8.00 | | | | | | |
| Pulses (Rs/Kg) | | | | | | | | | | |
| Green Gram | 900.00 - 950.00 | 930.00 | 930.00 | | | | | | | |
| Cowpea | 900.00 - 920.00 | 912.00 | 880.00 | 32.00 | | | | | | |
| Red Dhal | 280.00 - 290.00 | 286.00 | 286.00 | | | | | | | |
| Eggs (Rs/Egg) | | | | | | | | | | |
| Brown | 45.00 - 45.50 | 45.25 | 45.25 | | | | | | | |
| White | 42.50 - 44.00 | 43.25 | 43.50 | -0.25 | | | | | | |

Data Management Division
Hector Kobbekaduwa Agrarian
Research and Training Institute
P.O. Box 1522
Colombo.



Hector Kobbekaduwa Agrarian Research and Training Institute Data Management Division

Wholesale Prices in Selected Markets (Rs/Kg)



| Variety | 25/8/2023 | 25/8/2023 | 25/8/2023 | 24/8/2023 | 25/8/2023 | 25/8/2023 | 25/8/2023 | 25/8/2023 | 25/8/2023 | 24/8/2023 |
|--------------------------------|-------------------|--------------|-----------------|----------------|-------------------|-----------------------|--------------------|--------------------|--------------------|------------------|
| | Peliyagoda Market | Kandy Market | Dambulla Market | Meegoda Market | Norochhole Market | Chambuththegam Market | Keppetipola Market | Nuwaraeliya Market | Bandarawela Market | Veyangoda Market |
| Up Country Vegetable | | | | | | | | | | |
| Beans | 300 - 350 | 300 - 320 | 300 - 380 | 350 - 370 | - | 340 - 360 | 280 - 320 | 270 - 280 | - | 350 - 360 |
| Carrot | 280 - 300 | 280 - 300 | 250 - 320 | 290 - 330 | - | 330 - 360 | 220 - 240 | 280 - 290 | - | 280 - 300 |
| Leeks | 90 - 100 | 90 - 100 | 80 - 110 | 100 - 120 | - | 100 - 110 | 70 - 80 | 90 - 100 | - | 100 - 120 |
| Beet root | 60 - 70 | 60 - 70 | 60 - 80 | 80 - 90 | 60 - 80 | 80 - 90 | - | - | - | - |
| Beet Root(N'eliya) | 100 - 130 | 100 - 120 | 85 - 100 | 100 - 110 | - | - | 70 - 80 | 70 - 80 | - | 80 - 100 |
| Knolkhol | 70 - 80 | 50 - 60 | 45 - 50 | 70 - 90 | - | 60 - 80 | 60 - 70 | 70 - 80 | - | 70 - 85 |
| Raddish | 50 - 60 | 40 - 50 | 40 - 50 | 60 - 70 | 20 - 30 | 40 - 60 | 20 - 30 | 50 - 60 | - | 60 - 70 |
| Cabbage (N'eliya) | 140 - 150 | 150 - 160 | 135 - 140 | 160 - 170 | - | 140 - 150 | 80 - 90 | 110 - 120 | - | 150 - 160 |
| Cabbage (Kandy) | 100 - 120 | 100 - 120 | 120 - 130 | 150 - 155 | - | 130 - 135 | - | - | - | - |
| Tomato | 100 - 120 | 80 - 100 | 60 - 70 | 60 - 70 | - | 50 - 60 | 75 - 85 | 70 - 80 | - | 70 - 80 |
| Low country Vegetable | | | | | | | | | | |
| Ladies Fingers | 100 - 120 | 70 - 80 | 60 - 70 | 80 - 90 | 70 - 80 | 30 - 40 | - | - | - | 80 - 90 |
| Brinjals | 200 - 250 | 180 - 220 | 200 - 220 | 210 - 260 | 170 - 220 | 180 - 230 | 160 - 180 | - | - | 200 - 260 |
| Capsicum | 200 - 250 | 170 - 230 | 150 - 180 | 180 - 240 | 150 - 200 | 150 - 180 | 240 - 260 | 260 - 280 | - | 180 - 200 |
| Pumpkin | 70 - 80 | 60+ 70 | 40 - 60 | 65 - 70 | 60 - 80 | 40 - 60 | 70 - 80 | - | - | 65 - 80 |
| Cucumber | 80 - 100 | 80 - 90 | 60 - 70 | 80 - 110 | 40 - 50 | 50 - 70 | 80 - 90 | - | - | 85 - 110 |
| Bitter Gourd | 180 - 200 | 200 - 210 | 180 - 230 | 220 - 250 | 180 - 220 | 150 - 180 | - | - | - | 230 - 250 |
| Snake Gourd | 100 - 120 | 120 - 130 | 90 - 120 | 110 - 130 | 100 - 140 | 100 - 110 | - | - | - | 100 - 130 |
| Drumstick | 130 - 250 | 180 - 200 | - | 200 - 240 | 150 - 200 | 170 - 200 | - | - | - | 220 - 280 |
| Luffa | 100 - 140 | 120 - 140 | 120 - 130 | 140 - 180 | 80 - 150 | 100 - 130 | - | - | - | 140 - 180 |
| Long Beans | 120 - 150 | 120 - 160 | 140 - 180 | 160 - 200 | 120 - 150 | 110 - 130 | - | - | - | 150 - 170 |
| Ash Plantains | 150 - 160 | 150 - 180 | 160 - 170 | 180 - 200 | 120 - 150 | 120 - 150 | - | - | - | 160 - 200 |
| Green Chillies | 400 - 500 | 350 - 380 | 320 - 400 | 400 - 440 | 350 - 430 | 350 - 400 | 440 - 480 | - | - | 400 - 420 |
| Lime | 850 - 900 | 850 - 880 | 680 - 750 | 700 - 780 | - | 600 - 630 | - | - | - | 750 - 800 |
| Sweet Potatoe | 90 - 100 | 80 - 100 | 60 - 70 | 70 - 80 | 100 - 150 | 70 - 80 | 90 - 110 | - | - | 80 - 90 |
| Manioc | 130 - 150 | 110 - 120 | 90 - 110 | 110 - 130 | 90 - 120 | 90 - 110 | 100 - 120 | - | - | 130 - 140 |
| Eggplant | 180 - 230 | 180 - 200 | 200 - 220 | 200 - 250 | 200 - 220 | - | - | - | - | 200 - 260 |
| Potato(Imported) | 160 - 240 | 165 - 190 | 165 - 175 | 165 - 185 | - | 170 - 192 | - | - | - | 167 - 180 |
| Potato (Welimada) | 280 - 290 | 300 - 310 | - | 270 - 280 | - | - | 230 - 250 | - | - | - |
| Potato (Nuwaraeliya) | 300 - 310 | 330 - 340 | 300 - 320 | 290 - 310 | - | 280 - 300 | - | 280 - 290 | - | 280 - 300 |
| B'Onion Imported | 130 - 190 | 130 - 185 | 125 - 175 | 170 - 180 | - | 120 - 185 | 195 - 200 | - | - | 132 - 178 |
| Big-onion Local | - | - | - | - | - | - | - | - | - | - |
| Banana | | | | | | | | | | |
| Ambul(Rs/Kg) | 200 - 250 | | | | | | | | | |
| Kolikuttu | 500 - 580 | | | | | | | | | |
| Seeni | 120 - 150 | | | | | | | | | |
| Anamalu (Rs/Fruits) | 28 - 30 | | | | | | | | | |
| Papaya (Rs/Kg) | 220 - 280 | | | | | | | | | |
| Passion Fruits(Rs/Fruit) | 30 - 35 | | | | | | | | | |
| Other Fruits (Rs/Fruit) | | | | | | | | | | |
| Pineapple - Large | 900 - 980 | | | | | | | | | |
| - Medium | 800 - 860 | | | | | | | | | |
| - Small | 600 - 680 | | | | | | | | | |
| Mango - Betti | - | | | | | | | | | |
| - Karathakola | 350 - 420 | | | | | | | | | |
| Woodapple | 27 - 30 | | | | | | | | | |
| Avocado | 60 - 130 | | | | | | | | | |
| Orange | 48 - 55 | | | | | | | | | |

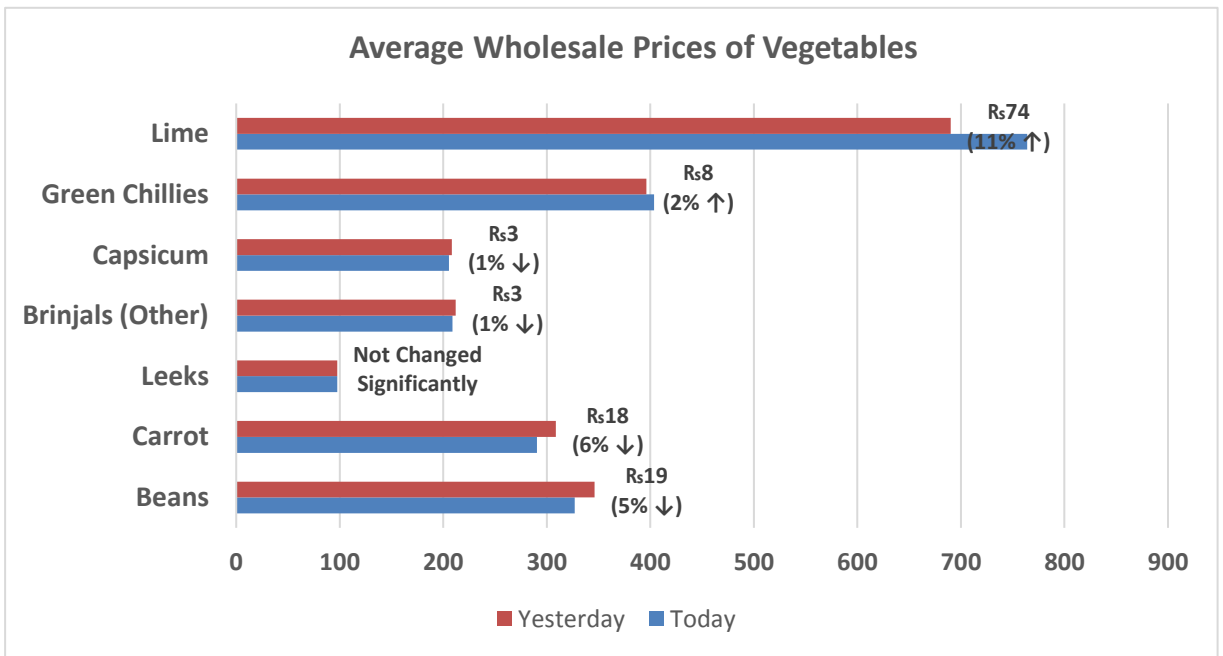
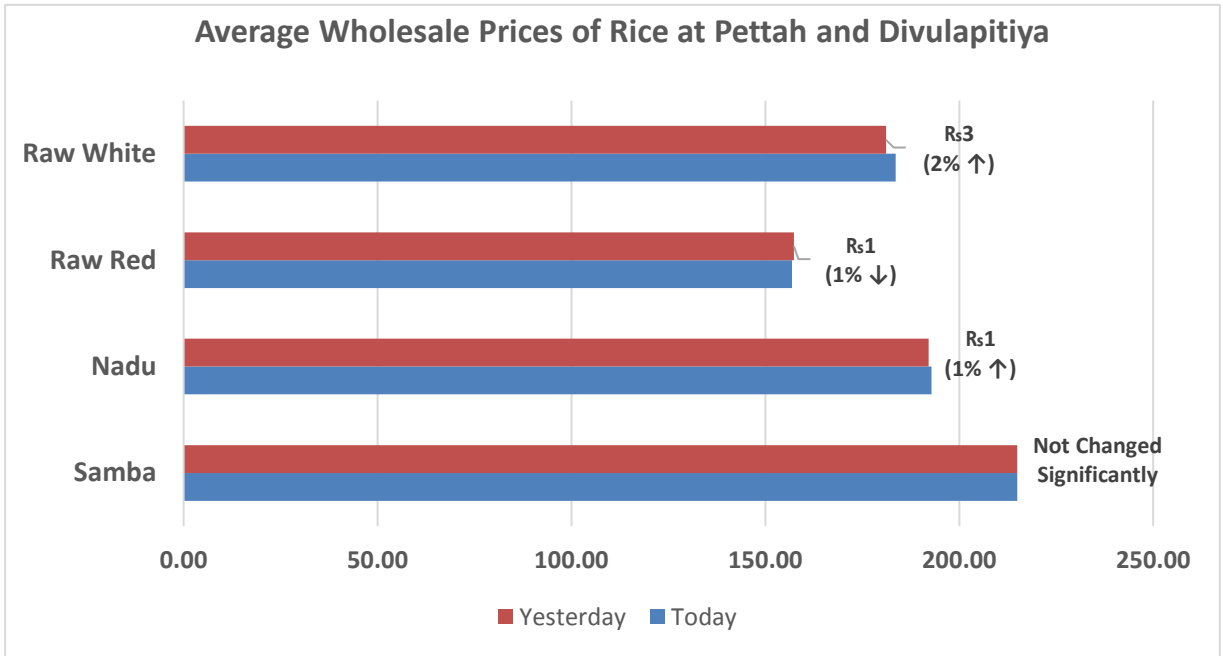


හෙක්ටර් කොබ්බෑකඩුව ගොවිකටයුතු පර්යේෂණ හා පුහුණු කිරීමේ ආයතනය
Hector Kobbekaduwa Agrarian Research and Training Institute
 දත්ත කළමනාකරණ අංශය
 තොග මිල ගණන් (කිලෝවකට රුපියල්)

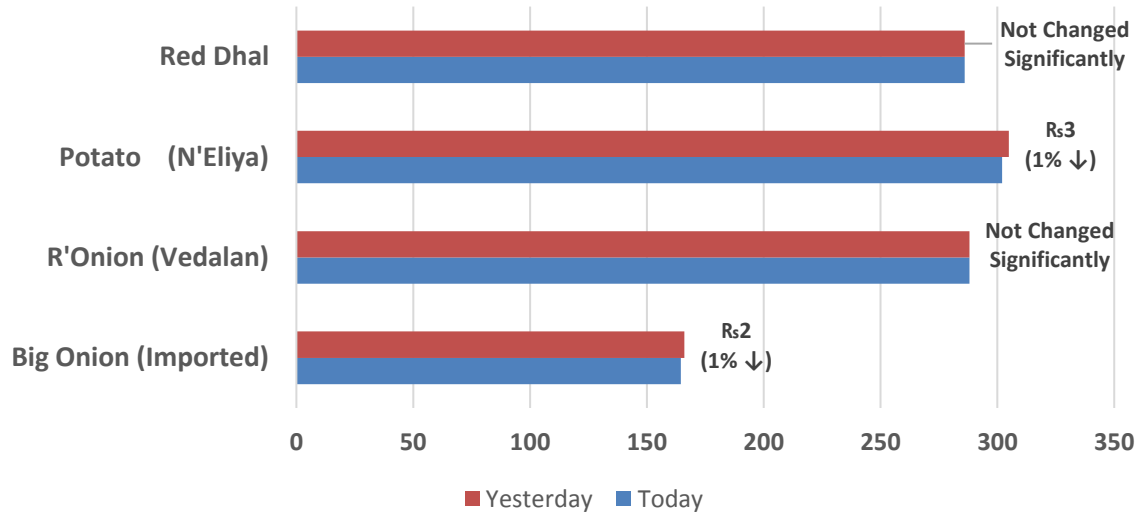


| වර්ගය | 25/8/2023 | 25/8/2023 | 25/8/2023 | 24/8/2023 | 25/8/2023 | 25/8/2023 | 25/8/2023 | 25/8/2023 | 25/8/2023 | 24/8/2023 |
|--------------------------|------------------|----------------|----------------|---------------|---------------------|-------------------|--------------------|------------------|-------------------|------------------|
| | පැලියගොඩ වෙළඳපොළ | මහනුවර වෙළඳපොළ | දඹුල්ල වෙළඳපොළ | මීගොඩ වෙළඳපොළ | නොරොට්ටේවෙල වෙළඳපොළ | තඹුන්තේගම වෙළඳපොළ | කැපපෙට්පොළ වෙළඳපොළ | නුවරඑළිය වෙළඳපොළ | බණ්ඩාරවෙල වෙළඳපොළ | වේයන්තොඩ වෙළඳපොළ |
| උඩරට එළවළු | | | | | | | | | | |
| බෝංචි | 300 - 350 | 300 - 320 | 300 - 380 | 350 - 370 | - | 340 - 360 | 280 - 320 | 270 - 280 | - | 350 - 360 |
| කැරට් | 280 - 300 | 280 - 300 | 250 - 320 | 290 - 330 | - | 330 - 360 | 220 - 240 | 280 - 290 | - | 280 - 300 |
| ලීක්ස් | 90 - 100 | 90 - 100 | 80 - 110 | 100 - 120 | - | 100 - 110 | 70 - 80 | 90 - 100 | - | 100 - 120 |
| බීටරුට් | 60 - 70 | 60 - 70 | 60 - 80 | 80 - 90 | 60 - 80 | 80 - 90 | - | - | - | - |
| බීටරුට් (නුවරඑළිය) | 100 - 130 | 100 - 120 | 85 - 100 | 100 - 110 | - | - | 70 - 80 | 70 - 80 | - | 80 - 100 |
| නෝකෝල් | 70 - 80 | 50 - 60 | 45 - 60 | 70 - 90 | - | 60 - 80 | 60 - 70 | 70 - 80 | - | 70 - 85 |
| රාබු | 50 - 60 | 40 - 50 | 40 - 50 | 60 - 70 | 20 - 30 | 40 - 60 | 20 - 30 | 50 - 60 | - | 60 - 70 |
| ගෝවා (නුවරඑළිය) | 140 - 150 | 150 - 160 | 135 - 140 | 160 - 170 | - | 140 - 150 | 80 - 90 | 110 - 120 | - | 150 - 160 |
| ගෝවා (නුවර) | 100 - 120 | 100 - 120 | 120 - 130 | 150 - 155 | - | 130 - 135 | - | - | - | - |
| තක්කාලි | 100 - 120 | 80 - 100 | 60 - 70 | 60 - 70 | - | 50 - 60 | 75 - 85 | 70 - 80 | - | 70 - 80 |
| පහතරට එළවළු | | | | | | | | | | |
| බණ්ඩක්කා | 100 - 120 | 70 - 80 | 60 - 70 | 80 - 90 | 70 - 80 | 30 - 40 | - | - | - | 80 - 90 |
| වම්බටු | 200 - 250 | 180 - 220 | 200 - 220 | 210 - 260 | 170 - 220 | 180 - 230 | 160 - 180 | - | - | 200 - 260 |
| මාළු මිරිස් | 200 - 250 | 170 - 230 | 150 - 180 | 180 - 240 | 150 - 200 | 150 - 180 | 240 - 260 | 260 - 280 | - | 180 - 200 |
| වට්ටක්කා | 70 - 80 | 60 - 70 | 40 - 60 | 65 - 70 | 60 - 80 | 40 - 60 | 70 - 80 | - | - | 65 - 80 |
| පිපිඤ්ඤා | 80 - 100 | 80 - 90 | 60 - 70 | 80 - 110 | 40 - 50 | 50 - 70 | 80 - 90 | - | - | 85 - 110 |
| කරවිල | 180 - 200 | 200 - 210 | 180 - 230 | 220 - 250 | 180 - 220 | 150 - 180 | - | - | - | 230 - 250 |
| පනෝල | 100 - 120 | 120 - 130 | 90 - 120 | 110 - 130 | 100 - 140 | 100 - 110 | - | - | - | 100 - 130 |
| මුරුංගා | 130 - 250 | 180 - 200 | - | 200 - 240 | 150 - 200 | 170 - 200 | - | - | - | 220 - 280 |
| වැටකොළ | 100 - 140 | 120 - 140 | 120 - 130 | 140 - 180 | 80 - 150 | 100 - 130 | - | - | - | 140 - 180 |
| මැකරල් | 120 - 150 | 120 - 160 | 140 - 180 | 160 - 200 | 120 - 150 | 110 - 130 | - | - | - | 150 - 170 |
| අළු කෙසෙල් | 150 - 160 | 150 - 180 | 160 - 170 | 180 - 200 | 120 - 150 | 120 - 150 | - | - | - | 160 - 200 |
| අමු මිරිස් | 400 - 500 | 350 - 380 | 320 - 400 | 400 - 440 | 350 - 430 | 350 - 400 | 440 - 480 | - | - | 400 - 420 |
| දෙහි | 850 - 900 | 850 - 880 | 680 - 750 | 700 - 780 | - | 600 - 630 | - | - | - | 750 - 800 |
| බතල | 90 - 100 | 80 - 100 | 60 - 70 | 70 - 80 | 100 - 150 | 70 - 80 | 90 - 110 | - | - | 80 - 90 |
| මඤ්ඤාක්කා | 130 - 150 | 110 - 120 | 90 - 110 | 110 - 130 | 90 - 120 | 90 - 110 | 100 - 120 | - | - | 130 - 140 |
| එළබටු | 180 - 230 | 180 - 200 | 200 - 220 | 200 - 250 | 200 - 220 | - | - | - | - | 200 - 260 |
| අර්තාපල් (ආනයනික) | 160 - 240 | 165 - 190 | 165 - 175 | 165 - 185 | - | 170 - 192 | - | - | - | 167 - 180 |
| අර්තාපල් (වැලිමඩ) | 280 - 290 | 300 - 310 | - | 270 - 280 | - | - | 230 - 250 | - | - | - |
| අර්තාපල් (නුවරඑළිය) | 300 - 310 | 330 - 340 | 300 - 320 | 290 - 310 | - | 280 - 300 | - | 280 - 290 | - | 280 - 300 |
| ලොකුඑළු (ආනයනික) | 130 - 190 | 130 - 185 | 125 - 175 | 170 - 180 | - | 120 - 185 | 195 - 200 | - | - | 132 - 178 |
| ලොකුඑළු දේශීය | - | - | - | - | - | - | - | - | - | - |
| කෙසෙල් | | | | | | | | | | |
| ඇඹිල් (කිලෝවකට) | 200 - 250 | | | | | | | | | |
| කෝලිකුටුටු (කිලෝවකට) | 500 - 580 | | | | | | | | | |
| සීනි (කිලෝවකට) | 120 - 150 | | | | | | | | | |
| ආනමාළු (එකකට රු.) | 28 - 30 | | | | | | | | | |
| ගස්ලබු (කිලෝවකට) | 220 - 280 | | | | | | | | | |
| වැල්දොඩම් (එකකට රු.) | 30 - 35 | | | | | | | | | |
| පළතුරු (එකකට රු.) | | | | | | | | | | |
| අන්නාස - ලොකු ප්‍රමාණය | 900 - 980 | | | | | | | | | |
| - මධ්‍යම ප්‍රමාණය | 800 - 860 | | | | | | | | | |
| - කුඩා ප්‍රමාණය | 600 - 680 | | | | | | | | | |
| අඹ - බෙට්ටි | - | | | | | | | | | |
| - කර්තකොලොම්බන් | 350 - 420 | | | | | | | | | |
| දිවුල් | 27 - 30 | | | | | | | | | |
| අලිපේර | 60 - 130 | | | | | | | | | |
| දොඩම් | 48 - 55 | | | | | | | | | |


 Data Management Division
 Hector Kobbekaduwa Agrarian
 Research and Training Institute
 - P.O. Box 1522
 Colombo.



Average Wholesale Prices of Other Field Crops



[Signature]
Data Management Division
Hector Kobbekaduwa Agrarian
Research and Training Institute
P.O. Box 1522
Colombo.

